

FINANCIAL ACCOUNTING

TOOLS FOR BUSINESS DECISION MAKING

NINTH EDITION

kimmel
weygandt
kieso

team for success

WILEY

Account Classification and Presentation			
Account Title	Classification	Financial Statement	Normal Balance
A			
Accounts Payable	Current Liability	Balance Sheet	Credit
Accounts Receivable	Current Asset	Balance Sheet	Debit
Accumulated Depreciation—Buildings	Plant Asset—Contra	Balance Sheet	Credit
Accumulated Depreciation—Equipment	Plant Asset—Contra	Balance Sheet	Credit
Administrative Expenses	Operating Expense	Income Statement	Debit
Allowance for Doubtful Accounts	Current Asset—Contra	Balance Sheet	Credit
Amortization Expense	Operating Expense	Income Statement	Debit
B			
Bad Debt Expense	Operating Expense	Income Statement	Debit
Bonds Payable	Long-Term Liability	Balance Sheet	Credit
Buildings	Plant Asset	Balance Sheet	Debit
C			
Cash	Current Asset	Balance Sheet	Debit
Common Stock	Stockholders' Equity	Balance Sheet	Credit
Copyrights	Intangible Asset	Balance Sheet	Debit
Cost of Goods Sold	Cost of Goods Sold	Income Statement	Debit
D			
Debt Investments	Current Asset/ Long-Term Investment	Balance Sheet	Debit
Depreciation Expense	Operating Expense	Income Statement	Debit
Discount on Bonds Payable	Long-Term Liability—Contra	Balance Sheet	Debit
Dividend Revenue	Other Income	Income Statement	Credit
Dividends	Temporary account closed to Retained Earnings	Retained Earnings Statement	Debit
Dividends Payable	Current Liability	Balance Sheet	Credit
E			
Equipment	Plant Asset	Balance Sheet	Debit
F			
Freight-Out	Operating Expense	Income Statement	Debit
G			
Gain on Disposal of Plant Assets	Other Income	Income Statement	Credit
Goodwill	Intangible Asset	Balance Sheet	Debit
I			
Income Summary	Temporary account closed to Retained Earnings	Not Applicable	(1)
Income Tax Expense	Income Tax Expense	Income Statement	Debit
Income Taxes Payable	Current Liability	Balance Sheet	Credit
Insurance Expense	Operating Expense	Income Statement	Debit
Interest Expense	Other Expense	Income Statement	Debit
Interest Payable	Current Liability	Balance Sheet	Credit
Interest Receivable	Current Asset	Balance Sheet	Debit
Interest Revenue	Other Income	Income Statement	Credit
Inventory	Current Asset	Balance Sheet (2)	Debit

Account Title	Classification	Financial Statement	Normal Balance
L			
Land	Plant Asset	Balance Sheet	Debit
Loss on Disposal of Plant Assets	Other Expense	Income Statement	Debit
M			
Maintenance and Repairs Expense	Operating Expense	Income Statement	Debit
Mortgage Payable	Long-Term Liability	Balance Sheet	Credit
N			
Notes Payable	Current Liability/ Long-Term Liability	Balance Sheet	Credit
P			
Patents	Intangible Asset	Balance Sheet	Debit
Paid-in Capital in Excess of Par Value—Common Stock	Stockholders' Equity	Balance Sheet	Credit
Paid-in Capital in Excess of Par Value—Preferred Stock	Stockholders' Equity	Balance Sheet	Credit
Preferred Stock	Stockholders' Equity	Balance Sheet	Credit
Premium on Bonds Payable	Long-Term Liability—Contra	Balance Sheet	Credit
Prepaid Insurance	Current Asset	Balance Sheet	Debit
Prepaid Rent	Current Asset	Balance Sheet	Debit
R			
Rent Expense	Operating Expense	Income Statement	Debit
Retained Earnings	Stockholders' Equity	Balance Sheet and Retained Earnings Statement	Credit
S			
Salaries and Wages Expense	Operating Expense	Income Statement	Debit
Salaries and Wages Payable	Current Liability	Balance Sheet	Credit
Sales Discounts	Revenue—Contra	Income Statement	Debit
Sales Returns and Allowances	Revenue—Contra	Income Statement	Debit
Sales Revenue	Revenue	Income Statement	Credit
Selling Expenses	Operating Expense	Income Statement	Debit
Service Revenue	Revenue	Income Statement	Credit
Stock Investments	Current Asset/Long-Term Investment	Balance Sheet	Debit
Supplies	Current Asset	Balance Sheet	Debit
Supplies Expense	Operating Expense	Income Statement	Debit
T			
Treasury Stock	Stockholders' Equity	Balance Sheet	Debit
U			
Unearned Service Revenue	Current Liability	Balance Sheet	Credit
Utilities Expense	Operating Expense	Income Statement	Debit
(1) The normal balance for Income Summary will be credit when there is a net income, debit when there is a net loss. The Income Summary account does not appear on any financial statement. (2) If a periodic system is used, Inventory also appears on the income statement in the calculation of cost of goods sold.			

The following is a sample chart of accounts. It does not represent a comprehensive chart of all the accounts used in this text but rather those accounts that are commonly used. This sample chart of accounts is for a company that generates both service revenue as well as sales revenue. It uses the perpetual approach to inventory. If a periodic system was used, the following temporary accounts would be needed to record inventory purchases: Purchases, Freight-In, Purchase Returns and Allowances, and Purchase Discounts.

Chart of Accounts				
Assets	Liabilities	Stockholders' Equity	Revenues	Expenses
Cash	Notes Payable	Common Stock	Service Revenue	Administrative Expenses
Accounts Receivable	Accounts Payable	Paid-in Capital in Excess of Par Value—Common Stock	Sales Revenue	Amortization Expense
Allowance for Doubtful Accounts	Unearned Service Revenue	Preferred Stock	Sales Discounts	Bad Debt Expense
Interest Receivable	Salaries and Wages Payable	Paid-in Capital in Excess of Par Value—Preferred Stock	Sales Returns and Allowances	Cost of Goods Sold
Inventory	Interest Payable	Treasury Stock	Interest Revenue	Depreciation Expense
Supplies	Dividends Payable	Retained Earnings	Gain on Disposal of Plant Assets	Freight-Out
Prepaid Insurance	Income Taxes Payable	Dividends		Income Tax Expense
Prepaid Rent	Bonds Payable	Income Summary		Insurance Expense
Land	Discount on Bonds Payable			Interest Expense
Equipment	Premium on Bonds Payable			Loss on Disposal of Plant Assets
Accumulated Depreciation—Equipment	Mortgage Payable			Maintenance and Repairs Expense
Buildings				Rent Expense
Accumulated Depreciation—Buildings				Salaries and Wages Expense
Copyrights				Selling Expenses
Goodwill				Supplies Expense
Patents				Utilities Expense

Financial Accounting

Tools for Business Decision Making

Ninth Edition

PAUL D. KIMMEL PhD, CPA

University of Wisconsin—Milwaukee
Milwaukee, Wisconsin

JERRY J. WEYGANDT PhD, CPA

University of Wisconsin—Madison
Madison, Wisconsin

DONALD E. KIESO PhD, CPA

Northern Illinois University
DeKalb, Illinois

WILEY

DEDICATED TO

*Our wives,
Enid, Merlynn, and Donna, for their love,
support, and encouragement.*

DIRECTOR AND VICE PRESIDENT
EXECUTIVE EDITOR
LEAD PRODUCT DESIGNER
PRODUCT DESIGNER
DIRECTOR OF MARKETING
EDITORIAL SUPERVISOR
EDITORIAL ASSISTANT
SENIOR CONTENT MANAGER
SENIOR PRODUCTION EDITOR
SENIOR DESIGNER
SENIOR PHOTO EDITOR
COVER IMAGE

Michael McDonald
Zoe Craig
Ed Brislin
Matthew Origoni
Karolina Zarychta Honsa
Terry Ann Tatro
Cecilia Morales
Dorothy Sinclair
Valerie Vargas
Wendy Lai
Mary Ann Price
Croix Kimmel

This book was set in Stix Regular by Aptara®, Inc. and printed and bound by Quad Graphics/Versailles. The cover was printed by Quad Graphics/Versailles.

Founded in 1807, John Wiley & Sons, Inc. has been a valued source of knowledge and understanding for more than 200 years, helping people around the world meet their needs and fulfill their aspirations. Our company is built on a foundation of principles that include responsibility to the communities we serve and where we live and work. In 2008, we launched a Corporate Citizenship Initiative, a global effort to address the environmental, social, economic, and ethical challenges we face in our business. Among the issues we are addressing are carbon impact, paper specifications and procurement, ethical conduct within our business and among our vendors, and community and charitable support. For more information, please visit our website: www.wiley.com/go/citizenship.

Copyright © 2019 John Wiley & Sons, Inc. All rights reserved. No part of this publication may be reproduced, stored in a retrieval system or transmitted in any form or by any means, electronic, mechanical, photocopying, recording, scanning or otherwise, except as permitted under Sections 107 or 108 of the 1976 United States Copyright Act, without either the prior written permission of the Publisher, or authorization through payment of the appropriate per-copy fee to the Copyright Clearance Center, Inc. 222 Rosewood Drive, Danvers, MA 01923, website www.copyright.com. Requests to the Publisher for permission should be addressed to the Permissions Department, John Wiley & Sons, Inc., 111 River Street, Hoboken, NJ 07030-5774, (201)748-6011, fax (201)748-6008, website <http://www.wiley.com/go/permissions>.

ISBN-13: 978-1-119-97811-9/9781119493563

The inside back cover will contain printing identification and country of origin if omitted from this page. In addition, if the ISBN on the cover differs from the ISBN on this page, the one on the cover is correct.

Printed in America.

10 9 8 7 6 5 4 3 2 1

Brief Contents

1	Introduction to Financial Statements	1-1
2	A Further Look at Financial Statements	2-1
3	The Accounting Information System	3-1
4	Accrual Accounting Concepts	4-1
5	Merchandising Operations and the Multiple-Step Income Statement	5-1
6	Reporting and Analyzing Inventory	6-1
7	Fraud, Internal Control, and Cash	7-1
8	Reporting and Analyzing Receivables	8-1
9	Reporting and Analyzing Long-Lived Assets	9-1
10	Reporting and Analyzing Liabilities	10-1
11	Reporting and Analyzing Stockholders' Equity	11-1
12	Statement of Cash Flows	12-1
13	Financial Analysis: The Big Picture	13-1
APPENDIX A	Specimen Financial Statements: Apple Inc.	A-1
APPENDIX B	Specimen Financial Statements: Columbia Sportswear Company	B-1
APPENDIX C	Specimen Financial Statements: VF Corporation	C-1
APPENDIX D	Specimen Financial Statements: Amazon.com, Inc.	D-1
APPENDIX E	Specimen Financial Statements: Wal-Mart Stores, Inc.	E-1
APPENDIX F	Specimen Financial Statements: Louis Vuitton	F-1
APPENDIX G	Time Value of Money	G-1
APPENDIX H	Reporting and Analyzing Investments	H-1
COMPANY INDEX		I-1
SUBJECT INDEX		I-3

From the Authors

Dear Student,

WHY THIS COURSE? Remember your biology course in high school? Did you have one of those “invisible man” models (or maybe something more high-tech than that) that gave you the opportunity to look “inside” the human body? This accounting course offers something similar. To understand a business, you have to understand the financial insides of a business organization. A financial accounting course will help you understand the essential financial components of businesses. Whether you are looking at a large multinational company like **Apple** or **Starbucks** or a single-owner software consulting business or coffee shop, knowing the fundamentals of financial accounting will help you understand what is happening. As an employee, a manager, an investor, a business owner, or a director of your own personal finances—any of which roles you will have at some point in your life—you will make better decisions for having taken this course.

“Whether you are looking at a large multinational company like **Apple** or **Starbucks** or a single-owner software consulting business or coffee shop, knowing the fundamentals of financial accounting will help you understand what is happening.”

WHY THIS TEXT? Your instructor has chosen this text for you because of the authors’ trusted reputation. The authors have worked hard to write a text that is engaging, timely, and accurate.

HOW TO SUCCEED? We’ve asked many students and many instructors whether there is a secret for success in this course. The nearly unanimous answer turns out to be not much of a secret: “Do the homework.” This is one course where doing is learning. The more time you spend on the homework assignments—using the various tools that this text provides—the more likely you are to learn the essential concepts, techniques, and methods of accounting. Besides the text itself, WileyPLUS also offers various support resources.

Good luck in this course. We hope you enjoy the experience and that you put to good use throughout a lifetime of success the knowledge you obtain in this course. We are sure you will not be disappointed.

Jerry J. Weygandt
Paul D. Kimmel
Donald E. Kieso

Author Commitment



Jerry Weygandt

JERRY J. WEYGANDT, PhD, CPA, is Arthur Andersen Alumni Emeritus Professor of Accounting at the University of Wisconsin—Madison. He holds a Ph.D. in accounting from the University of Illinois. Articles by Professor Weygandt have appeared in *The Accounting Review*, *Journal of Accounting Research*, *Accounting Horizons*, *Journal of Accountancy*, and other academic and professional journals. These articles have examined such financial reporting issues as accounting for price-level adjustments, pensions, convertible securities, stock option contracts, and interim reports. Professor Weygandt is author of other accounting and financial reporting books and is a member of the American Accounting Association, the American Institute of Certified Public Accountants, and the Wisconsin Society of Certified Public Accountants. He has served on numerous committees of the American Accounting Association and as a member of the editorial board of *The Accounting Review*; he also has served as President and Secretary-Treasurer of the American Accounting Association. In addition, he has been actively involved with the American Institute of Certified Public Accountants and has been a member of the Accounting Standards Executive Committee (AcSEC) of that organization. He has served on the FASB task force that examined the reporting issues related to accounting for income taxes and served as a trustee of the Financial Accounting Foundation. Professor Weygandt has received the Chancellor's Award for Excellence in Teaching and the Beta Gamma Sigma Dean's Teaching Award. He is on the board of directors of M & I Bank of Southern Wisconsin. He is the recipient of the Wisconsin Institute of CPA's Outstanding Educator's Award and the Lifetime Achievement Award. In 2001 he received the American Accounting Association's Outstanding Educator Award.



Paul Kimmel

PAUL D. KIMMEL, PhD, CPA, received his bachelor's degree from the University of Minnesota and his doctorate in accounting from the University of Wisconsin. He teaches at U.W.—Milwaukee and U.W.—Madison. He has public accounting experience with Deloitte & Touche (Minneapolis). He was the recipient of the UWM School of Business Advisory Council Teaching Award, the Reggie Taite Excellence in Teaching Award and a three-time winner of the Outstanding Teaching Assistant Award at the University of Wisconsin. He is also a recipient of the Elijah Watts Sells Award for Honorary Distinction for his results on the CPA exam. He is a member of the American Accounting Association and the Institute of Management Accountants and has published articles in *The Accounting Review*, *Accounting Horizons*, *Review of Accounting Studies*, *Advances in Management Accounting*, *Managerial Finance*, *Issues in Accounting Education*, *Journal of Accounting Education*, as well as other journals. His research interests include accounting for financial instruments and innovation in accounting education. He has published papers and given many presentations regarding accounting instruction, and helped prepare a catalog of critical thinking resources for the Federated Schools of Accountancy.



Don Kieso

DONALD E. KIESO, PhD, CPA, received his bachelor's degree from Aurora University and his doctorate in accounting from the University of Illinois. He has served as chairman of the Department of Accountancy and is currently the KPMG Emeritus Professor of Accountancy at Northern Illinois University. He has public accounting experience with Price Waterhouse & Co. (San Francisco and Chicago) and Arthur Andersen & Co. (Chicago) and research experience with the Research Division of the American Institute of Certified Public Accountants (New York). He has done post doctorate work as a Visiting Scholar at the University of California at Berkeley and is a recipient of NIU's Teaching Excellence Award and four Golden Apple Teaching Awards. Professor Kieso is the author of other accounting and business books and is a member of the American Accounting Association, the American Institute of Certified Public Accountants, and the Illinois CPA Society. He has served as a member of the Board of Directors of the Illinois CPA Society, then AACSB's Accounting Accreditation Committees, the State of Illinois Comptroller's Commission, as Secretary-Treasurer of the Federation of Schools of Accountancy, and as Secretary-Treasurer of the American Accounting Association. Professor Kieso is currently serving on the Board of Trustees and Executive Committee of Aurora University, as a member of the Board of Directors of Kishwaukee Community Hospital, and as Treasurer and Director of Valley West Community Hospital. From 1989 to 1993 he served as a charter member of the national Accounting Education Change Commission. He is the recipient of the Outstanding Accounting Educator Award from the Illinois CPA Society, the FSA's Joseph A. Silvoso Award of Merit, the NIU Foundation's Humanitarian Award for Service to Higher Education, a Distinguished Service Award from the Illinois CPA Society, and in 2003 an honorary doctorate from Aurora University.

Hallmark Features

Financial Accounting, Ninth Edition, provides a simple and practical introduction to financial accounting. It explains the concepts you need to know, while also emphasizing the importance of decision-making. **In this new edition, all content has been carefully reviewed and revised to ensure maximum student understanding.** For example, the authors have updated illustrations to show cash flow, balance sheet, and income statement effects of transactions in Chapter 3. At the same time, the time-tested features that have proven to be of most help to students have been retained, such as the following.

DO IT! Exercises

DO IT! Exercises in the body of the text prompt students to stop and review key concepts. They outline the Action Plan necessary to complete the exercise as well as show a detailed solution.

DO IT! 1 | Timing Concepts

Below is a list of concepts in the left column, with descriptions of the concepts in the right column. There are more descriptions provided than concepts. Match the description of the concept to the concept.

1. _____ Accrual-basis accounting.	a. Monthly and quarterly time periods.
2. _____ Calendar year.	b. Efforts (expenses) should be matched with results (revenues).
3. _____ Periodicity assumption.	c. Accountants divide the economic life of a business into artificial time periods.
4. _____ Expense recognition principle.	d. Companies record revenues when they receive cash and record expenses when they pay out cash.
	e. An accounting time period that starts on January 1 and ends on December 31.
	f. Companies record transactions in the period in which the events occur.

Solution

1. f 2. c 3. c 4. b

Related exercise material: BE4.1, BE4.2, BE4.3, DO IT! 4.1, E4.1, E4.2, E4.3, and E4.5.

ACTION PLAN

- Review the terms identified.
- Study carefully the revenue recognition principle, the expense recognition principle, and the periodicity assumption.

Review and Practice

Each chapter concludes with a Review and Practice section which includes a review of learning objectives, Decision Tools review, key terms glossary, practice multiple-choice questions with annotated solutions, practice brief exercises with solutions, practice exercises with solutions, and a practice problem with a solution.

Practice Problem

Prepare adjusting entries from selected data.

(LO 2, 3) Terry Thomas and a group of investors incorporated the Green Thumb Lawn Care Corporation on April 1. At April 30, the trial balance shows the following balances for selected accounts.

Prepaid Insurance	\$ 3,600
Equipment	28,000
Notes Payable	20,000
Unearned Service Revenue	4,200
Service Revenue	1,800

Analysis reveals the following additional data pertaining to these accounts.

- Prepaid insurance is the cost of a 2-year insurance policy, effective April 1.
- Depreciation on the equipment is \$500 per month.
- The note payable is dated April 1. It is a 6-month, 6% note.
- Seven customers paid for the company's 6-month lawn service package of \$600 beginning in April. These customers received the first month of services in April.
- Lawn services performed for other customers but not billed at April 30 totaled \$1,500.

Instructions

Prepare the adjusting entries for the month of April. Show computations.

Solution

GENERAL JOURNAL			
Date	Account Titles and Explanation	Debit	Credit
	Adjusting Entries		
Apr. 30	Insurance Expense	150	
	Prepaid Insurance		150
	(To record insurance expired: $\$3,600 \div 24 = \150 per month)		

Infographic Learning

Over half of the text is visual, providing students alternative ways of learning about accounting.

Basic Analysis: The asset Cash is increased \$1,200; the liability Unearned Service Revenue is increased \$1,200 because the service has not been performed yet. That is, when an advance payment is received, unearned revenue (a liability) should be recorded in order to recognize the obligation that exists.

CASH FLOW		BALANCE SHEET										INCOME STATEMENT			
		Assets					Liabilities					Stockholders' Equity			
												Retained Earnings			
		Cash	Equip- ment	Notes Pay.	Unearned Serv. Rev.	Common Stock	Rev.	Exp.	Div.						
↑ \$1,200	(4)	\$10,000	+ \$5,000	= \$5,000		+ \$10,000									
		+1,200			+1,200										
		\$11,200	+ \$5,000	= \$5,000	+ \$1,200	+ \$10,000									
		\$16,200			\$16,200										
												No effect			

Real-World Decision-Making

Real-world examples that illustrate interesting situations in companies and how managers make decisions using accounting information are integrated throughout the text, such as in the opening Feature Story as well as the Insight boxes.

Investor Insight Apple Inc.



Photo: Alito/James Hardy/Getty Images, Inc.

Reporting Revenue Accurately

Until recently, electronics manufacturer **Apple** was required to spread the revenues from iPhone sales over the two-year period following the sale of the phone. Accounting standards required this because Apple was obligated to provide software updates after the phone was sold. Since Apple had service obligations after the initial date of sale, it was forced to spread the revenue over a two-year period.

As a result, the rapid growth of iPhone sales was not fully reflected in the revenue amounts reported in Apple's income statement. A new accounting standard now enables Apple to report much more of its iPhone revenue at the point of sale. It was estimated that under the new rule revenues would have been about 17% higher and earnings per share almost 50% higher.

In the past, why was it argued that Apple should spread the recognition of iPhone revenue over a two-year period, rather than recording it upfront? (Go to WileyPLUS for this answer and additional questions.)

Decision Tools

Accounting concepts that are useful for management decision-making are highlighted throughout the text. A summary of Decision Tools is included in each chapter as well as a practice exercise and solution, Using the Decision Tools.

USING THE DECISION TOOLS | Groupon, Inc.

Groupon, Inc. operates online marketplaces that provide goods and services at discounted prices worldwide. Headquartered in Chicago, Illinois, it has over 11,843 employees. Suppose that the information shown in the following trial balance was taken from Groupon's 2012 financial records.

Groupon, Inc. Adjusted Trial Balance December 31, 2012 (in millions)		
Account	Dr.	Cr.
Cash	\$1,072	
Accounts Receivable	105	
Other Current Assets	224	
Equipment	377	
Accumulated Depreciation—Equipment		\$ 195
Stock Investments (noncurrent)	24	
Goodwill	619	
Accounts and Other Payables		932
Accrued Expenses Payable		230
Other Current Liabilities		163
Notes Payable (noncurrent)		137
Common Stock		1,487
Dividends		
Retained Earnings	849	3,181
Cost of Goods Sold	1,643	
Selling and Administrative Expenses	1,284	
Marketing Expense	269	
Other Expense	33	
Income Tax Expense	16	
	\$6,525	\$6,525

Instructions

From the trial balance, prepare an income statement, retained earnings statement, and classified balance sheet. Be sure to prepare them in that order since each statement depends on information determined in the preceding statement. (Hint: Because Groupon has experienced losses, it has a debit balance in Retained Earnings. In its financial statements, Groupon reports an Accumulated Deficit rather than Retained Earnings. Remember that the amount of Retained Earnings reported in the trial balance represents the balance at the beginning of the year.)

Solution

Groupon, Inc. Income Statement For the Year Ended December 31, 2012 (in millions)

Revenue	\$4,180
Cost of goods sold	\$1,643
Selling and administrative expenses	1,284
Marketing expense	269
Other expense	33
Income tax expense	16
Total	\$2,125

Groupon, Inc. Retained Earnings Statement For the Year Ended December 31, 2012 (in millions)

Beginning accumulated deficit	(\$149)
Less: Net loss	74
Less: Dividends	—
Ending accumulated deficit	(\$223)

Groupon, Inc. Balance Sheet December 31, 2012 (in millions)

Assets	
Current assets	
Cash	\$1,072
Accounts receivable	105
Other current assets	224
Total current assets	\$1,401
Long-term investments	24
Stock investments	—
Property, plant, and equipment	377
Accumulated depreciation—equipment	(195)
Intangible assets	619
Goodwill	—
Total assets	\$2,326
Liabilities and Stockholders' Equity	
Liabilities	
Current liabilities	
Accounts and other payables	\$ 932
Accrued expenses payable	230
Other current liabilities	163
Total current liabilities	\$1,325
Long-term liabilities	—
Notes payable	137
Total liabilities	1,462
Stockholders' equity	
Common stock	1,487
Accumulated deficit	(223)
Total stockholders' equity	1,264
Total liabilities and stockholders' equity	\$2,726

Contents

1 Introduction to Financial Statements 1-1

Knowing the Numbers: Columbia Sportswear Company 1-1

Business Organization and Accounting

Information Uses 1-2

Forms of Business Organization 1-3

Users and Uses of Financial Information 1-3

Ethics in Financial Reporting 1-5

The Three Types of Business Activity 1-7

Financing Activities 1-7

Investing Activities 1-8

Operating Activities 1-8

The Four Financial Statements 1-9

Income Statement 1-10

Retained Earnings Statement 1-11

Balance Sheet 1-11

Statement of Cash Flows 1-12

Interrelationships of Statements 1-13

Other Elements of an Annual Report 1-16

A Look at IFRS 1-42

2 A Further Look at Financial Statements 2-1

Just Fooling Around?: The Motley Fool 2-2

The Classified Balance Sheet 2-3

Current Assets 2-3

Long-Term Investments 2-5

Property, Plant, and Equipment 2-5

Intangible Assets 2-5

Current Liabilities 2-7

Long-Term Liabilities 2-7

Stockholders' Equity 2-7

Analyzing the Financial Statements

Using Ratios 2-8

Ratio Analysis 2-8

Using the Income Statement 2-9

Using a Classified Balance Sheet 2-10

Using the Statement of Cash Flows 2-13

Financial Reporting Concepts 2-15

The Standard-Setting Environment 2-16

Qualities of Useful Information 2-16

Assumptions in Financial Reporting 2-17

Principles in Financial Reporting 2-18

Cost Constraint 2-19

A Look at IFRS 2-45

3 The Accounting Information System 3-1

Accidents Happen: MF Global Holdings Ltd 3-1

Using the Accounting Equation to Analyze

Transactions 3-3

Accounting Transactions 3-3

Analyzing Transactions 3-4

Summary of Transactions 3-10

Accounts, Debits, and Credits 3-11

Debits and Credits 3-11

Debit and Credit Procedures 3-12

Stockholders' Equity Relationships 3-15

Summary of Debit/Credit Rules 3-16

Using a Journal 3-17

The Recording Process 3-17

The Journal 3-18

The Ledger and Posting 3-20

The Ledger 3-20

Chart of Accounts 3-20

Posting 3-21

The Recording Process Illustrated 3-22

Summary Illustration of Journalizing and Posting 3-28

The Trial Balance 3-30

Limitations of a Trial Balance 3-31

A Look at IFRS 3-61

4 Accrual Accounting Concepts 4-1

Keeping Track of Groupons: Groupon 4-1

Accrual-Basis Accounting and Adjusting Entries 4-2

The Revenue Recognition Principle 4-3

The Expense Recognition Principle 4-4

Accrual versus Cash Basis of Accounting 4-5

The Need for Adjusting Entries 4-5

Types of Adjusting Entries 4-6

Adjusting Entries for Deferrals 4-7

Prepaid Expenses 4-7

Unearned Revenues 4-11

Adjusting Entries for Accruals 4-14

Accrued Revenues 4-14

Accrued Expenses 4-16

Summary of Basic Relationships 4-19

The Adjusted Trial Balance and Closing Entries 4-21

Preparing the Adjusted Trial Balance 4-21

Preparing Financial Statements 4-22

Quality of Earnings 4-23

Closing the Books 4-26

Summary of the Accounting Cycle **4-28**

Appendix 4A: Using a Worksheet 4-33

A Look at IFRS 4-65

5 Merchandising Operations and the Multiple-Step Income Statement 5-1

Buy Now, Vote Later: REI 5-1

Merchandising Operations and Inventory Systems 5-3

Operating Cycles **5-3**

Flow of Costs **5-4**

Recording Purchases Under a Perpetual System 5-6

Freight Costs **5-8**

Purchase Returns and Allowances **5-9**

Purchase Discounts **5-9**

Summary of Purchasing Transactions **5-10**

Recording Sales Under a Perpetual System 5-11

Sales Returns and Allowances **5-12**

Sales Discounts **5-13**

Data Analytics and Credit Sales **5-14**

Multiple-Step and Comprehensive Income

Statements 5-15

Single-Step Income Statement **5-15**

Multiple-Step Income Statement **5-16**

Comprehensive Income Statement **5-19**

Cost of Goods Sold Under a Periodic System 5-21

Gross Profit Rate and Profit Margin 5-22

Gross Profit Rate **5-22**

Profit Margin **5-23**

Appendix 5A: Periodic Inventory System 5-26

Recording Merchandise Transactions **5-26**

Recording Purchases of Merchandise **5-27**

Freight Costs **5-27**

Recording Sales of Merchandise **5-27**

Comparison of Entries—Perpetual vs. Periodic **5-28**

Appendix 5B: Adjusting Entries for Credit Sales with

Returns and Allowances 5-29

A Look at IFRS 5-54

6 Reporting and Analyzing Inventory 6-1

“Where Is That Spare Bulldozer Blade?”: Caterpillar 6-1

Classifying and Determining Inventory 6-2

Classifying Inventory **6-2**

Determining Inventory Quantities **6-4**

Inventory Methods and Financial Effects 6-6

Specific Identification **6-7**

Cost Flow Assumptions **6-7**

Financial Statement and Tax Effects of Cost Flow

Methods **6-12**

Using Inventory Cost Flow Methods Consistently **6-14**

Inventory Presentation and Analysis 6-15

Presentation **6-15**

Lower-of-Cost-or-Net Realizable Value **6-16**

Analysis **6-16**

Adjustments for LIFO Reserve **6-18**

Appendix 6A: Inventory Cost Flow Methods in Perpetual

Inventory Systems 6-21

First-In, First-Out (FIFO) **6-22**

Last-In, First-Out (LIFO) **6-22**

Average-Cost **6-23**

Appendix 6B: Effects of Inventory Errors 6-23

Income Statement Effects **6-24**

Balance Sheet Effects **6-25**

A Look at IFRS 6-48

7 Fraud, Internal Control, and Cash 7-1

Minding the Money in Madison: Barriques 7-1

Fraud and Internal Control 7-3

Fraud **7-3**

The Sarbanes-Oxley Act **7-3**

Internal Control **7-4**

Principles of Internal Control Activities **7-4**

Data Analytics and Internal Controls **7-10**

Limitations of Internal Control **7-11**

Cash Controls 7-12

Cash Receipts Controls **7-12**

Cash Disbursements Controls **7-14**

Petty Cash Fund **7-16**

Control Features of a Bank Account 7-17

Electronic Funds Transfer (EFT) System **7-17**

Bank Statements **7-18**

Reconciling the Bank Account **7-19**

Reporting Cash and Cash Management 7-24

Reporting Cash **7-24**

Managing and Monitoring Cash **7-25**

Cash Budgeting **7-27**

Appendix 7A: Operation of a Petty Cash Fund 7-30

Establishing the Petty Cash Fund **7-30**

Making Payments from the Petty Cash Fund **7-31**

Replenishing the Petty Cash Fund **7-31**

A Look at IFRS 7-56

8 Reporting and Analyzing Receivables 8-1

What’s Cooking? Nike 8-1

Recognition of Accounts Receivable 8-3

Types of Receivables **8-3**

Recognizing Accounts Receivable **8-3**

Valuation and Disposition of Accounts Receivable	8-5
Valuing Accounts Receivable	8-5
Disposing of Accounts Receivable	8-12
Notes Receivable	8-14
Determining the Maturity Date	8-15
Computing Interest	8-15
Recognizing Notes Receivable	8-16
Valuing Notes Receivable	8-16
Disposing of Notes Receivable	8-16
Receivables Presentation and Management	8-18
Financial Statement Presentation of Receivables	8-19
Managing Receivables	8-19
Evaluating Liquidity of Receivables	8-21
Accelerating Cash Receipts	8-23
Data Analytics and Receivables Management	8-24
<i>A Look at IFRS</i>	8-47

9 Reporting and Analyzing Long-Lived Assets 9-1

<i>A Tale of Two Airlines: American Airlines</i>	9-1
Plant Asset Expenditures	9-3
Determining the Cost of Plant Assets	9-3
Expenditures During Useful Life	9-6
To Buy or Lease?	9-7
Depreciation Methods	9-8
Factors in Computing Depreciation	9-8
Depreciation Methods	9-9
Revising Periodic Depreciation	9-13
Impairments	9-14
Plant Asset Disposals	9-15
Sale of Plant Assets	9-16
Retirement of Plant Assets	9-17
Intangible Assets	9-18
Accounting for Intangible Assets	9-18
Types of Intangible Assets	9-19
Statement Presentation and Analysis	9-21
Presentation	9-21
Analysis	9-23
Appendix 9A: Other Depreciation Methods	9-27
Declining-Balance Method	9-27
Units-of-Activity Method	9-28
<i>A Look at IFRS</i>	9-54

10 Reporting and Analyzing Liabilities 10-1

<i>And Then There Were Two: Maxwell Car Company</i>	10-1
Accounting for Current Liabilities	10-3

What Is a Current Liability?	10-3
Notes Payable	10-3
Sales Taxes Payable	10-4
Unearned Revenues	10-5
Current Maturities of Long-Term Debt	10-5
Payroll and Payroll Taxes Payable	10-6
Major Characteristics of Bonds	10-8
Types of Bonds	10-8
Issuing Procedures	10-9
Bond Trading	10-9
Determining the Market Price of a Bond	10-10
Accounting for Bond Transactions	10-12
Issuing Bonds at Face Value	10-13
Discount or Premium on Bonds	10-13
Issuing Bonds at a Discount	10-14
Issuing Bonds at a Premium	10-15
Redeeming Bonds at Maturity	10-17
Redeeming Bonds Before Maturity	10-17
Presentation and Analysis	10-18
Presentation	10-18
Analysis	10-20
Appendix 10A: Straight-Line Amortization	10-24
Amortizing Bond Discount	10-24
Amortizing Bond Premium	10-26
Appendix 10B: Effective-Interest Amortization	10-27
Amortizing Bond Discount	10-27
Amortizing Bond Premium	10-29
Appendix 10C: Accounting for Long-Term Notes Payable	10-30
<i>A Look at IFRS</i>	10-58

11 Reporting and Analyzing Stockholders' Equity 11-1

<i>Oh Well, I Guess I'll Get Rich: Facebook</i>	11-1
Corporate Form of Organization	11-3
Characteristics of a Corporation	11-3
Forming a Corporation	11-6
Stockholder Rights	11-6
Stock Issue Considerations	11-7
Corporate Capital	11-9
Accounting for Common, Preferred, and Treasury Stock	11-11
Accounting for Common Stock	11-11
Accounting for Preferred Stock	11-12
Accounting for Treasury Stock	11-13
Cash Dividends, Stock Dividends, and Stock Splits	11-15
Cash Dividends	11-15
Dividend Preferences	11-17
Stock Dividends	11-19
Stock Splits	11-20

Presentation and Analysis	11-22
Retained Earnings	11-22
Retained Earnings Restrictions	11-23
Balance Sheet Presentation of Stockholders' Equity	11-24
Analysis of Stockholders' Equity	11-26
Debt Versus Equity Decision	11-27
Appendix 11A: Entries for Stock Dividends	11-30
<i>A Look at IFRS</i>	11-54

12 Statement of Cash Flows 12-1

<i>Got Cash?: Microsoft</i>	12-1
Usefulness and Format of the Statement of Cash Flows	12-3
Usefulness of the Statement of Cash Flows	12-3
Classification of Cash Flows	12-3
Significant Noncash Activities	12-4
Format of the Statement of Cash Flows	12-5
Preparing the Statement of Cash Flows—Indirect Method	12-6
Indirect and Direct Methods	12-7
Indirect Method—Computer Services Company	12-7
Step 1: Operating Activities	12-9
Summary of Conversion to Net Cash Provided by Operating Activities—Indirect Method	12-12
Step 2: Investing and Financing Activities	12-13
Step 3: Net Change in Cash	12-14
Analyzing the Statement of Cash Flows	12-17
The Corporate Life Cycle	12-17
Free Cash Flow	12-19
Appendix 12A: Statement of Cash Flows—Direct Method	12-22
Step 1: Operating Activities	12-23
Step 2: Investing and Financing Activities	12-28
Step 3: Net Change in Cash	12-29
Appendix 12B: Worksheet for the Indirect Method	12-29
Preparing the Worksheet	12-30
Appendix 12C: Statement of Cash Flows—T-Account Approach	12-34
<i>A Look at IFRS</i>	12-61

13 Financial Analysis: The Big Picture 13-1

<i>It Pays to Be Patient: Warren Buffett</i>	13-2
Sustainable Income and Quality of Earnings	13-3
Sustainable Income	13-3

Quality of Earnings	13-7
Horizontal Analysis and Vertical Analysis	13-9
Horizontal Analysis	13-10
Vertical Analysis	13-12
Ratio Analysis	13-14
Liquidity Ratios	13-15
Solvency Ratios	13-16
Profitability Ratios	13-16
Financial Analysis and Data Analytics	13-17
Comprehensive Example of Ratio Analysis	13-17
<i>A Look at IFRS</i>	13-54

APPENDIX A Specimen Financial Statements: Apple Inc.	A-1
APPENDIX B Specimen Financial Statements: Columbia Sportswear Company	B-1
APPENDIX C Specimen Financial Statements: VF Corporation	C-1
APPENDIX D Specimen Financial Statements: Amazon.com, Inc.	D-1
APPENDIX E Specimen Financial Statements: Wal-Mart Stores, Inc.	E-1
APPENDIX F Specimen Financial Statements: Louis Vuitton	F-1
APPENDIX G Time Value of Money Interest and Future Values	G-1
Nature of Interest	G-1
Future Value of a Single Amount	G-3
Future Value of an Annuity	G-5
Present Values	G-7
Present Value Variables	G-7
Present Value of a Single Amount	G-7
Present Value of an Annuity	G-9
Time Periods and Discounting	G-11
Present Value of a Long-Term Note or Bond	G-11
Capital Budgeting Situations	G-14
Using Financial Calculators	G-15
Present Value of a Single Sum	G-16
Present Value of an Annuity	G-17
Future Value of a Single Sum	G-17
Future Value of an Annuity	G-17
Internal Rate of Return	G-18
Useful Applications of the Financial Calculator	G-18
APPENDIX H Reporting and Analyzing Investments	H-1
Accounting for Debt Investments	H-1
Why Corporations Invest	H-1
Accounting for Debt Investments	H-3
Accounting for Stock Investments	H-4
Holdings of Less Than 20%	H-4

Holdings Between 20% and 50% **H-5**

Holdings of More Than 50% **H-6**

Reporting Investments in Financial Statements H-7

Debt Securities **H-7**

Equity Securities **H-10**

Balance Sheet Presentation **H-11**

Presentation of Realized and Unrealized Gain
or Loss **H-12**

Company Index I-1

Subject Index I-3

Acknowledgments

Financial Accounting has benefitted greatly from the input of focus group participants, manuscript reviewers, those who have sent comments by letter or e-mail, ancillary authors, and proofers. We greatly appreciate the constructive suggestions and innovative ideas of reviewers and the creativity and accuracy of the ancillary authors and checkers.

Dennis Avola
Northeastern University
Ellen Bartley
Farmingdale State College
Thomas Bednarcik
Robert Morris University Illinois
Linda Bell
Park University
Martin Blaine
Columbus State Community College
Bradley Blaylock
Oklahoma State University
Isaac Bonaparte
Towson University
Gary Bower
Community College of Rhode Island
Robert Braun
Southeastern Louisiana University
Lou Bravo
North Lake College
Myra Bruegger
Southeastern Community College
Barry Buchoff
Towson University
Brian Bunce
Bellevue University
Jacqueline Burke
Hofstra University
Matthew Calderisi
Fairleigh Dickinson University
Julia Camp
Providence College
Marian Canada
Ivy Tech Community College at Franklin
James Chiafery
University of Massachusetts—Boston
Bea Chiang
The College of New Jersey
Carolyn Christesen
Westchester Community College
Colleen Chung
Miami Dade College
Shifei Chung
Rowan University
Tony Cioffi
Lorain County Community College
Leslie Cohen
University of Arizona
Jim Coughlin
Robert Morris University
Patricia Crenny
Villanova University

Dori Danko
Grand Valley State University
Mingcherng Deng
Baruch College
Kathy Dunne
Rider University
Barbara Durham
University of Central Florida
Jeanne Eibes
Creighton University
David Emerson
Salisbury University
Caroline Falconetti
Nassau Community College
Nancy Fan
*California State Polytechnic University,
Pomona*
Magdy Farag
*California State Polytechnic University,
Pomona*
Linda Flaming
Monmouth University
Joseph Fournier
University of Rhode Island
Amy Geile
University of Arizona
Alan Glaser
Franklin & Marshall College
J. D. Golub
Northeastern University
Liz Grant
Northern Illinois University
Rita Grant
Grand Valley State University
Steve Groves
Ivy Tech Community College
Konrad Gunderson
Missouri Western State University
Marcye Hampton
University of Central Florida
Deborah Hanks
Cardinal Stritch University
Qian Hao
Wilkes University
Jacory Hickerson
University of Phoenix
Huong Higgins
Worcester Polytechnic Institute
Yongtao Hong
North Dakota State University
Jana Hosmer
Blue Ridge Community College

Robert Hurst
Franklin University
Wayne Ingalls
University of Maine
K. Harold Jackson
Tarrant County College
Jennifer Joe
University of Delaware
James B. Johnson
Community College of Philadelphia
Patricia Johnson
Canisius College
Jordan Kanter
University of Rhode Island
Ann Galligan Kelley
Providence College
Robert Kenny
The College of New Jersey
Emil Koren
Saint Leo University
Leah Kratz
Eastern Mennonite University
Faith Lamprey
Providence College
Gary Laycock
Ivy Tech Community College
Charles Leflar
University of Arkansas
Jennifer LeSure
Ivy Tech Community College
Claudia Lubaski
Lorain County Community College
Susan Lynn
University of Baltimore
Yuan Yuan Ma
University of Minnesota
Don McFall
Hiram College
Allison McLeod
University of North Texas
Don Minyard
University of Alabama—Tuscaloosa
Maha Mitreli
Providence College
Louella Moore
Washburn University
Sia Nassiripour
William Paterson University
Joseph Nesi
Monmouth University
Judith Pagnette
Bellevue College

Glenn Pate
Palm Beach State College

Suzy Pearse
Clemson University

Rachel Pernia
Essex County College

Bob Picard
Idaho State University

George Psaras
Aurora University

Smrity Randhawa
University of Southern California

Patrick Reihing
Nassau Community College

John Ribezzo
Community College of Rhode Island

Barbara Rice
Gateway Community and Technical College

Vernon Richardson
University of Arkansas

Patrick Rogan
Consumnes River College

Juan Roman
Saint Leo University

John Rude
Bloomsburg University

Martin Rudnick
William Paterson University

August Saibeni
Consumnes River College

Barbara Sandler
Queens College

Barbara Scofield
Washburn University

Chris Severson
Franklin University

Suzanne Seymoure
Saint Leo University

Abdus Shahid
The College of New Jersey

Mike Shapeero
Bloomsburg University

Todd Shawver
Bloomsburg University

Eileen Shifflett
James Madison University

Kathy Simmons
Bryant University

Ladd Simms
Mississippi Valley State University

Doug Stives
Monmouth University

Diane Tanner
University of North Florida

Karen Tower
Ivy Tech Community College

Daniel Tschopp
Saint Leo University

Mark Ulrich
St. John's University

Andrea Weickgenannt
Xavier University

Nancy Wilburn
Northern Arizona University

Wayne W. Williams
Community College of Philadelphia

Leon Wlazlo
SUNY Broome Community College

Hannah Wong
William Paterson University

Kenneth Zheng
University at Buffalo

Ancillary Authors, Contributors, Proofers, and Accuracy Checkers

Ellen Bartley
St. Joseph's College

LuAnn Bean
Florida Institute of Technology

Jack Borke
University of Wisconsin—Platteville

Ann K. Brooks
University of New Mexico

Melodi Bunting
Edgewood College

Bea Chiang
The College of New Jersey

Judy Dewitt
Central Michigan University

James Emig
Villanova University

Larry Falcetto
Emporia State University

Heidi Hansel
Kirkwood Community College

Coby Harmon
University of California—Santa Barbara

Lisa Hewes
Northern Arizona University

Derek Jackson
St. Mary's University of Minnesota

Cynthia Lovick
Austin Community College

Kirk Lynch
Sandhills Community College

Jill Misuraca
University of Tampa

Barbara Muller
Arizona State University

Linda Mullins
Georgia State University—Perimeter College

Yvonne Phang
Borough of Manhattan Community College

Laura Prosser
Black Hills State University

Alice Sineath
University of Maryland University College

Teresa Speck
St. Mary's University of Minnesota

Lynn Stallworth
Appalachian State University

Diane Tanner
University of North Florida

Sheila Viel
University of Wisconsin—Milwaukee

Dick Wasson
Southwestern College

Lori Grady Zaher
Bucks County Community College

We appreciate the exemplary support and commitment given to us by editor Zoe Craig, director of marketing Karolina Zarychta Honsa, lead product designer Ed Brislin, product designer Matthew Origoni, editorial supervisor Terry Ann Tatro, designer Wendy Lai, photo editor Mary Ann Price, indexer Steve Ingle, senior production editor Valerie Vargas, and Denise Showers at Aptara. All of these professionals provided innumerable services that helped the text take shape.

We appreciate suggestions and comments from users—instructors and students alike. You can send your thoughts and ideas about the text to us via email at: AccountingAuthors@yahoo.com.

Paul D. Kimmel	Jerry J. Weygandt	Donald E. Kieso
<i>Milwaukee, Wisconsin</i>	<i>Madison, Wisconsin</i>	<i>DeKalb, Illinois</i>



© My Good Images/Shutterstock

Introduction to Financial Statements

Chapter Preview

How do you start a business? How do you determine whether your business is making or losing money? How should you finance expansion—should you borrow, should you issue stock, should you use your own funds? How do you convince banks to lend you money or investors to buy your stock? Success in business requires making countless decisions, and decisions require financial information.

The purpose of this chapter is to show you what role accounting plays in providing financial information.

*The **Chapter Preview** describes the purpose of the chapter and highlights major topics.*

*The **Feature Story** helps you picture how the chapter topic relates to the real world of accounting and business.*

Feature Story

Knowing the Numbers

Many students who take this course do not plan to be accountants. If you are in that group, you might be thinking, “If I’m not going to be an accountant, why do I need

to know accounting?” Well, consider this quote from Harold Geneen, the former chairman of **IT&T**: “To be good at your business, you have to know the numbers—cold.” In business, accounting and financial statements are the means for communicating the numbers. If you don’t know how to read financial statements, you can’t really know your business.

Knowing the numbers is sometimes even a matter of corporate survival. Consider the story of **Columbia Sportswear Company**, headquartered in Portland, Oregon. Gert Boyle’s family fled Nazi Germany when she was 13 years old and then purchased a small hat company in Oregon, Columbia Hat Company. In 1971, Gert’s husband, who was then running the company, died suddenly of a heart attack. Gert took over the small, struggling company with help from her son Tim, who was then a senior at the University of Oregon. Somehow, they kept the company afloat. Today, Columbia has more than 4,000 employees and annual sales in excess of \$1 billion. Its brands include Columbia, Mountain Hardwear, Sorel, and Montrail.

Columbia doesn’t just focus on financial success. Several of its factories continue to participate in a project to increase

health awareness of female factory workers in developing countries. Columbia is also a founding member of the Sustainable Apparel Coalition, which strives to reduce the environmental and social impact of the apparel industry. In addition, the company monitors all of the independent factories that produce its products to ensure that they comply with the company’s Standards of Manufacturing Practices. These standards address issues including forced labor, child labor, harassment, wages and benefits, health and safety, and the environment.

Employers such as Columbia Sportswear generally assume that managers in all areas of the company are “financially literate.” To help prepare you for that, in this text you will learn how to read and prepare financial statements, and how to use key tools to evaluate financial results using basic data analytics.

Chapter Outline

The Chapter Outline presents the chapter’s topics and subtopics, as well as practice opportunities.

LEARNING OBJECTIVES

LO 1 Identify the forms of business organization and the uses of accounting information.	<ul style="list-style-type: none">• Forms of business organization• Users and uses of financial information• Ethics in financial reporting	DO IT! 1 Business Organization Forms
LO 2 Explain the three principal types of business activity.	<ul style="list-style-type: none">• Financing activities• Investing activities• Operating activities	DO IT! 2 Business Activities
LO 3 Describe the four financial statements and how they are prepared.	<ul style="list-style-type: none">• Income statement• Retained earnings statement• Balance sheet• Statement of cash flows• Interrelationships of statements• Other annual report elements	DO IT! 3a Financial Statements DO IT! 3b Components of Annual Reports
Go to the Review and Practice section at the end of the chapter for a targeted summary and practice applications with solutions. Visit WileyPLUS for additional tutorials and practice opportunities.		

Business Organization and Accounting Information Uses

LEARNING OBJECTIVE 1

Identify the forms of business organization and the uses of accounting information.

Suppose you graduate with a business degree and decide you want to start your own business. But what kind of business? You enjoy working with people, especially teaching them new skills. You also spend most of your free time outdoors, kayaking, backpacking, skiing, rock

climbing, and mountain biking. You think you might be successful in opening an outdoor guide service where you grew up, in the Sierra Nevada mountains.

Forms of Business Organization

Your next decision is to determine the organizational form of your business. You have three choices—sole proprietorship, partnership, or corporation.

Sole Proprietorship

You might choose the sole proprietorship form for your outdoor guide service. A business owned by one person is a **sole proprietorship**. It is **simple to set up** and **gives you control** over the business. Small owner-operated businesses such as barber shops, law offices, and auto repair shops are often sole proprietorships, as are farms and small retail stores.

Partnership

Another possibility is for you to join forces with other individuals to form a partnership. A business owned by two or more persons associated as partners is a **partnership**. Partnerships often are formed because one individual does not have **enough economic resources** to initiate or expand the business. Sometimes **partners bring unique skills or resources** to the partnership. You and your partners should formalize your duties and contributions in a written partnership agreement. Retail and service-type businesses, including professional practices (lawyers, doctors, architects, and certified public accountants), often organize as partnerships.

Corporation

As a third alternative, you might organize as a corporation. A business organized as a separate legal entity owned by stockholders is a **corporation**. Investors in a corporation receive shares of stock to indicate their ownership claim. Buying stock in a corporation is often more attractive than investing in a partnership because shares of stock are **easy to sell** (transfer ownership). Selling a proprietorship or partnership interest is much more involved. Also, individuals can become **stockholders** by investing relatively small amounts of money (see **Alternative Terminology**). Therefore, it is **easier for corporations to raise funds**. Successful corporations often have thousands of stockholders, and their stock is traded on organized stock exchanges like the **New York Stock Exchange**. Many businesses start as sole proprietorships or partnerships and eventually incorporate.

Other factors to consider in deciding which organizational form to choose are **taxes and legal liability**. If you choose a sole proprietorship or partnership, you generally receive more favorable tax treatment than a corporation. However, proprietors and partners are personally liable for all debts and legal obligations of the business; corporate stockholders are not. In other words, corporate stockholders generally pay higher taxes but have no personal legal liability. We will discuss these issues in more depth in a later chapter.


Finally, while sole proprietorships, partnerships, and corporations represent the main types of business organizations, hybrid forms are now allowed in all states. These hybrid business forms combine the tax advantages of partnerships with the limited liability of corporations. Probably the most common among these hybrids types are limited liability companies (LLCs) and subchapter S corporations. These forms are discussed extensively in business law classes.

The combined number of proprietorships and partnerships in the United States far exceeds the number of corporations. However, the revenue produced by corporations is many times greater. Most of the largest businesses in the United States—for example, **Coca-Cola**, **ExxonMobil**, **General Motors**, **Citigroup**, and **Microsoft**—are corporations. Because the majority of U.S. business is done by corporations, the emphasis in this text is on the corporate form of organization.



Sole Proprietorship

- Simple to establish
- Owner-controlled
- Tax advantages



Partnership

- Simple to establish
- Shared control
- Broader skills and resources
- Tax advantages



Corporation

- Easier to transfer ownership
- Easier to raise funds
- No personal liability

ALTERNATIVE TERMINOLOGY

Stockholders are sometimes called *shareholders*.

Alternative Terminology notes present synonymous terms that you may come across in practice.

Users and Uses of Financial Information

The purpose of financial information is to provide inputs for decision-making. **Accounting** is the information system that identifies, records, and communicates the economic events of an organization to interested users.

HELPFUL HINT

Throughout this text, we will highlight examples where accounting information is used to support business decisions using data analytics.

Helpful Hints further clarify concepts being discussed.





Accounting software systems collect vast amounts of data about the economic events experienced by a company and about the parties with whom the company engages, such as suppliers and customers. Business decision-makers take advantage of this wealth of data by using data analytics to make more informed business decisions. Data analytics involves analyzing data, often employing both software and statistics, to draw inferences. As both data access and analytical software improve, the use of data analytics to support decisions is becoming increasingly common at virtually all types of companies (see **Helpful Hint**).

Users of accounting information can be divided broadly into two groups: internal users and external users.

Internal Users

Internal users of accounting information are managers who plan, organize, and run a business. These include **marketing managers, production supervisors, finance directors, and company officers**. In running a business, managers must answer many important questions, as shown in **Illustration 1.1**.

ILLUSTRATION 1.1 Questions that internal users ask

Questions Asked by Internal Users			
 <p>Finance</p> <p>Is cash sufficient to pay dividends to Microsoft stockholders?</p>	 <p>Marketing</p> <p>What price should Apple charge for an iPhone to maximize the company's net income?</p>	 <p>Human Resources</p> <p>Can General Motors afford to give its employees pay raises this year?</p>	 <p>Management</p> <p>Which PepsiCo product line is the most profitable? Should any product lines be eliminated?</p>

Accounting Across the Organization boxes show applications of accounting information in various business functions.

To answer these and other questions, you need detailed information on a timely basis. For internal users, accounting provides internal reports, such as financial comparisons of operating alternatives, projections of income from new sales campaigns, and forecasts of cash needs for the next year. In addition, companies present summarized financial information in the form of financial statements.

Accounting Across the Organization Clif Bar & Company



© Dan Moore/
iStockphoto

Owning a Piece of the Bar

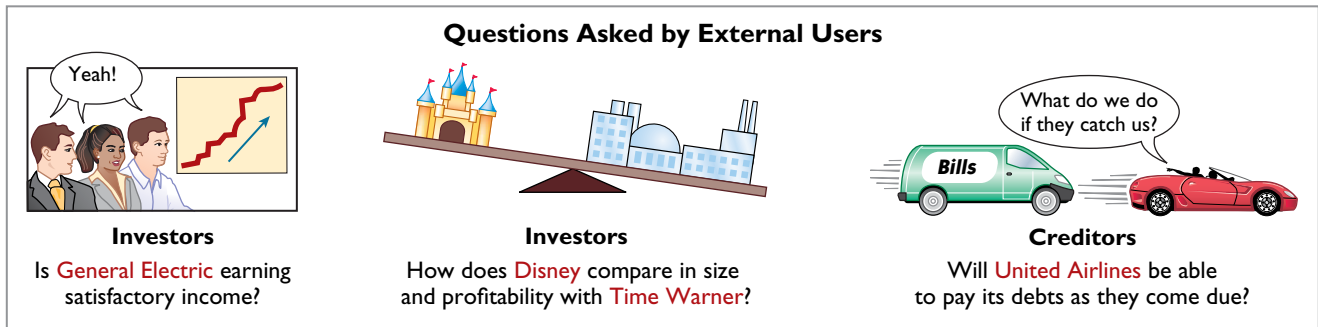
The original Clif Bar® energy bar was created in 1990 after six months of experimentation by Gary Erickson and his mother in her kitchen. The company has approximately 1,000 employees and was named one of Landor's Breakaway Brands®. One of **Clif Bar & Company's** proudest moments was the creation of an employee stock ownership plan (ESOP). This plan gives its

employees 20% ownership of the company. The ESOP also resulted in Clif Bar enacting an open-book management program, including the commitment to educate all employee-owners about its finances. Armed with basic accounting knowledge, employees are more aware of the financial impact of their actions, which leads to better decisions.

What are the benefits to the company and to the employees of making the financial statements available to all employees? (Go to WileyPLUS for this answer and additional questions.)

External Users

There are several types of **external users** of accounting information. **Investors** (owners) use accounting information to make decisions to buy, hold, or sell stock. **Creditors** such as suppliers and bankers use accounting information to evaluate the risks of selling on credit or lending money. Some questions that investors and creditors may ask about a company are shown in **Illustration 1.2**.

ILLUSTRATION 1.2 Questions that external users ask

The information needs and questions of other external users vary considerably. **Taxing authorities**, such as the Internal Revenue Service, want to know whether the company complies with the tax laws. **Customers** are interested in whether a company like **General Motors** will continue to honor product warranties and otherwise support its product lines. **Labor unions**, such as the Major League Baseball Players Association, want to know whether the owners have the ability to pay increased wages and benefits. **Regulatory agencies**, such as the Securities and Exchange Commission or the Federal Trade Commission, want to know whether the company is operating within prescribed rules. For example, **Enron**, **Dynegy**, **Duke Energy**, and other big energy-trading companies reported record profits at the same time as California was paying extremely high prices for energy and suffering from blackouts. This disparity caused regulators to investigate the energy traders to make sure that the profits were earned by legitimate and fair practices.

Accounting Across the Organization



© Josef Volavka/
iStockphoto

Spinning the Career Wheel

How will the study of accounting help you? A working knowledge of accounting is desirable for virtually every field of business. Some examples of how accounting is used in business careers include the following.

General management: Managers of **Ford Motors**, Massachusetts General Hospital, California State University–Fullerton, a **McDonald's** franchise, and a **Trek** bike shop all need to understand accounting data in order to make wise business decisions.

Marketing: Marketing specialists at **Procter & Gamble** must be sensitive to costs and benefits, which accounting helps them quantify and understand. Making a sale is meaningless unless it is a profitable sale.

Finance: Do you want to be a banker for **Citicorp**, an investment analyst for **Goldman Sachs**, or a stock broker for **Merrill Lynch**? These fields rely heavily on accounting knowledge to analyze financial statements. In fact, it is difficult to get a good job in a finance function without two or three courses in accounting.

Real estate: Are you interested in being a real estate broker for **Prudential Real Estate**? Because a third party—the bank—is almost always involved in financing a real estate transaction, brokers must understand the numbers involved: Can the buyer afford to make the payments to the bank? Does the cash flow from an industrial property justify the purchase price? What are the tax benefits of the purchase?

How might accounting help you? (Go to WileyPLUS for this answer and additional questions.)

Ethics in Financial Reporting

People won't gamble in a casino if they think it is "rigged." Similarly, people won't "play" the stock market if they think stock prices are rigged. At one time, the financial press was full of articles about financial scandals at **Enron**, **WorldCom**, **HealthSouth**, and **AIG**. As more scandals came to light, a mistrust of financial reporting in general seemed to be developing. One article in the *Wall Street Journal* noted that "repeated disclosures about questionable accounting practices have bruised investors' faith in the reliability of earnings reports, which in turn has sent stock prices tumbling." Imagine trying to carry on a business or invest money if you could not depend on the financial statements to be honestly prepared. Information would have no credibility. There is no doubt that a sound, well-functioning economy depends on accurate and dependable financial reporting.

ETHICS NOTE

Circus-founder P.T. Barnum is alleged to have said, “Trust everyone, but cut the deck.” What Sarbanes-Oxley does is to provide measures that (like cutting the deck of playing cards) help ensure that fraud will not occur.

Ethics Notes help sensitize you to some of the ethical issues in accounting.

United States regulators and lawmakers were very concerned that the economy would suffer if investors lost confidence in corporate accounting because of unethical financial reporting. Congress passed the **Sarbanes-Oxley Act (SOX)** to reduce unethical corporate behavior and decrease the likelihood of future corporate scandals (see **Ethics Note**). As a result of SOX, top management must now certify the accuracy of financial information. In addition, penalties for fraudulent financial activity are much more severe. Also, SOX increased both the independence of the outside auditors who review the accuracy of corporate financial statements and the oversight role of boards of directors.

Effective financial reporting depends on sound ethical behavior. To sensitize you to ethical situations and to give you practice at solving ethical dilemmas, we address ethics in a number of ways in this text. (1) A number of the *Feature Stories* and other parts of the text discuss the central importance of ethical behavior to financial reporting. (2) *Ethics Insight boxes* and marginal *Ethics Notes* highlight ethics situations and issues in actual business settings. (3) Many of the *People, Planet, and Profit Insight boxes* focus on ethical issues that companies face in measuring and reporting social and environmental issues. (4) At the end of each chapter, an *Ethics Case* simulates a business situation and asks you to put yourself in the position of a decision-maker in that case.

When analyzing these various ethics cases and your own ethical experiences, you should apply the three steps outlined in **Illustration 1.3**.

ILLUSTRATION 1.3 Steps in analyzing ethics cases**Solving an Ethical Dilemma****1. Recognize an ethical situation and the ethical issues involved.**

Use your personal ethics to identify ethical situations and issues. Some businesses and professional organizations provide written codes of ethics for guidance in some business situations.

2. Identify and analyze the principal elements in the situation.

Identify the **stakeholders**—persons or groups who may be harmed or benefited. Ask the question: What are the responsibilities and obligations of the parties involved?

3. Identify the alternatives, and weigh the impact of each alternative on various stakeholders.

Select the most ethical alternative, considering all the consequences. Sometimes there will be one right answer. Other situations involve more than one right solution; these situations require you to evaluate each alternative and select the best one.

*Insight boxes provide examples of business situations from various perspectives—ethics, investor, international, and corporate social responsibility. Guideline answers to the critical thinking questions, as well as additional questions, are available in **WileyPLUS**.*

Ethics Insight Dewey & LeBoeuf LLP

Alliance/Shutterstock

I Felt the Pressure—Would You?

“I felt the pressure.” That’s what some of the employees of the now-defunct law firm of **Dewey & LeBoeuf LLP** indicated when they helped to overstate revenue and use accounting tricks to hide losses and cover up cash shortages. These employees worked for the former finance director and former chief financial officer (CFO) of the firm. Here are some of their comments:

- “I was instructed by the CFO to create invoices, knowing they would not be sent to clients. When I created these invoices, I knew that it was inappropriate.”

- “I intentionally gave the auditors incorrect information in the course of the audit.”

What happened here is that a small group of lower-level employees over a period of years carried out the instructions of their bosses. Their bosses, however, seemed to have no concern as evidenced by various e-mails with one another in which they referred to their financial manipulations as accounting tricks, cooking the books, and fake income.

Sources: Ashby Jones, “Guilty Pleas of Dewey Staff Detail the Alleged Fraud,” *Wall Street Journal* (March 28, 2014); and Sara Randazzo, “Dewey CFO Escapes Jail Time in Fraud Case Sentencing,” *Wall Street Journal* (October 10, 2017).

Why did these employees lie, and what do you believe should be their penalty for these lies? (Go to WileyPLUS for this answer and additional questions.)

DO IT! exercises prompt you to stop and review the key points you have just studied. The **Action Plan** offers you tips about how to approach the problem.

DO IT! 1 | Business Organization Forms

In choosing the organizational form for your outdoor guide service, you should consider the pros and cons of each. Identify each of the following organizational characteristics with the organizational form or forms with which it is associated.

- | | |
|---------------------------------|----------------------------------|
| 1. Easier to raise funds. | 4. Tax advantages. |
| 2. Simple to establish. | 5. Easier to transfer ownership. |
| 3. No personal legal liability. | |

Solution

1. Easier to raise funds: Corporation.
2. Simple to establish: Sole proprietorship and partnership.
3. No personal legal liability: Corporation.
4. Tax advantages: Sole proprietorship and partnership.
5. Easier to transfer ownership: Corporation.

Related exercise material: **BE1.1** and **DO IT! 1.1**.

ACTION PLAN

- Know which organizational form best matches the business type, size, and preferences of the owner(s).

The Three Types of Business Activity

LEARNING OBJECTIVE 2

Explain the three principal types of business activity.


All businesses are involved in three types of activity—financing, investing, and operating. For example, Gert Boyle’s parents, the founders of **Columbia Sportswear**, obtained cash through financing to start and grow their business. Some of this **financing** came from personal savings, and some likely came from outside sources like banks. The family then **invested** the cash in equipment to run the business, such as sewing equipment and delivery vehicles. Once this equipment was in place, they could begin the **operating** activities of making and selling clothing.

The **accounting information system** keeps track of the results of each of the various business activities—financing, investing, and operating. Let’s look at each type of business activity in more detail.

Financing Activities

It takes money to make money. The two primary sources of outside funds for corporations are borrowing money (debt financing) and issuing (selling) shares of stock in exchange for cash (equity financing).

Columbia Sportswear may borrow money in a variety of ways. For example, it can take out a loan at a bank or borrow directly from investors by issuing debt securities called bonds. Persons or entities to whom Columbia owes money are its **creditors**. Amounts owed to creditors—in the form of debt and other obligations—are called **liabilities**. Specific names are given to different types of liabilities, depending on their source. Columbia may have a **note**



payable to a bank for the money borrowed to purchase delivery trucks. Debt securities sold to investors that must be repaid at a particular date some years in the future are **bonds payable**.

Corporations also obtain funds by selling shares of stock to investors. **Common stock** is the term used to describe the total amount paid in by stockholders for the shares they purchase.

The claims of creditors differ from those of stockholders. If you loan money to a company, you are one of its creditors. In lending money, you specify a payment schedule (e.g., payment at the end of three months). As a creditor, you have a legal right to be paid at the agreed time. In the event of nonpayment, you may legally force the company to sell property to pay its debts. In the case of financial difficulty, creditor claims must be paid before stockholders' claims.

Stockholders, on the other hand, have no claim to corporate cash until the claims of creditors are satisfied. Suppose you buy a company's stock instead of loaning it money. You have no legal right to expect any payments from your stock ownership until all of the company's creditors are paid amounts currently due. However, many corporations make payments to stockholders on a regular basis as long as there is sufficient cash to cover required payments to creditors. These cash payments to stockholders are called **dividends**.



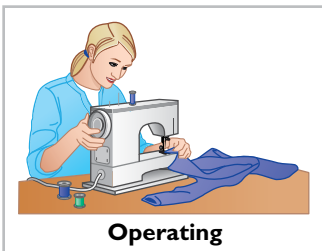
Investing Activities

Once the company has raised cash through financing activities, it uses that cash in investing activities. Investing activities involve the purchase of the resources a company needs in order to operate. A growing company purchases many resources, such as computers, delivery trucks, furniture, and buildings. Resources owned by a business are called **assets**. Different types of assets are given different names. For example, Columbia Sportswear's sewing equipment is a type of asset referred to as **property, plant, and equipment** (see **Alternative Terminology**).

Cash is one of the more important assets owned by Columbia or any other business. If a company has excess cash that it does not need for a while, it might choose to invest in securities (stocks or bonds) of other corporations. **Investments** are another example of an investing activity.

ALTERNATIVE TERMINOLOGY

Property, plant, and equipment is sometimes called *fixed assets*.



Operating Activities

Once a business has the assets it needs to get started, it begins operations. Columbia Sportswear is in the business of selling outdoor clothing and footwear. It sells TurboDown jackets, Millenium snowboard pants, Sorel® snow boots, Bugaboos™, rainwear, and anything else you might need to protect you from the elements. We call amounts earned on the sale of these products **revenues**. **Revenue** is the increase in assets or decrease in liabilities resulting from the sale of goods or the performance of services in the normal course of business. For example, Columbia records revenue when it sells a footwear product.

Revenues arise from different sources and are identified by various names depending on the nature of the business. For instance, Columbia's primary source of revenue is the sale of sportswear. However, it also generates interest revenue on debt securities held as investments. Sources of revenue common to many businesses are **sales revenue**, **service revenue**, and **interest revenue**.

The company purchases its longer-lived assets through investing activities as described earlier. Other assets with shorter lives, however, result from operating activities. For example, **supplies** are assets used in day-to-day operations. Goods available for future sales to customers are assets called **inventory**. Also, if Columbia sells goods to a customer and does not receive cash immediately, then the company has a right to expect payment from that customer in the near future. This right to receive money in the future is called an **account receivable**.

Before Columbia can sell a single Sorel® boot, it must purchase wool, rubber, leather, metal lace loops, laces, and other materials. It then must process, wrap, and ship the finished product. It also incurs costs like salaries, rents, and utilities. All of these costs, referred to as **expenses**, are necessary to produce and sell the product. In accounting language, **expenses** are the cost of assets consumed or services used in the process of generating revenues.

Expenses take many forms and are identified by various names depending on the type of asset consumed or service used. For example, Columbia keeps track of these types of

expenses: **cost of goods sold** (such as the cost of materials), **selling expenses** (such as the cost of salespersons' salaries), **marketing expenses** (such as the cost of advertising), **administrative expenses** (such as the salaries of administrative staff, and telephone and heating costs incurred at the corporate office), **interest expense** (amounts of interest paid on various debts), and **income tax expense** (corporate taxes paid to the government).

Columbia may also have liabilities arising from these expenses. For example, it may purchase goods on credit from suppliers. The obligations to pay for these goods are called **accounts payable**. Additionally, Columbia may have **interest payable** on the outstanding amounts owed to the bank. It may also have **wages payable** to its employees and **sales taxes payable**, **property taxes payable**, and **income taxes payable** to the government.

Columbia compares the revenues of a period with the expenses of that period to determine whether it earned a profit. When revenues exceed expenses, **net income** results. When expenses exceed revenues, a **net loss** results.

DO IT! 2 | Business Activities

Classify each item as an asset, liability, common stock, revenue, or expense.

- | | |
|------------------------------|---|
| 1. Cost of renting property. | 4. Issuance of ownership shares. |
| 2. Truck purchased. | 5. Amount earned from performing service. |
| 3. Notes payable. | 6. Amounts owed to suppliers. |

ACTION PLAN

- Classify each item based on its economic characteristics. Proper classification of items is critical if accounting is to provide useful information.

Solution

1. Cost of renting property: Expense.
2. Truck purchased: Asset.
3. Notes payable: Liability.
4. Issuance of ownership shares: Common stock.
5. Amount earned from performing service: Revenue.
6. Amounts owed to suppliers: Liability.

Related exercise material: BE1.3, DO IT! 1.2, and E1.4.

International Notes highlight differences between U.S. and international accounting standards.

The Four Financial Statements

LEARNING OBJECTIVE 3

Describe the four financial statements and how they are prepared.

Assets, liabilities, expenses, and revenues are of interest to users of accounting information. This information is arranged in the format of four different **financial statements**, which form the backbone of financial accounting (see **International Note**):

- To show how successfully your business performed during a period of time, you report its revenues and expenses in an **income statement**.
- To indicate how much of previous income was distributed to you and the other owners of your business in the form of dividends, and how much was retained in the business to allow for future growth, you present a **retained earnings statement**.
- To present a picture at a point in time of what your business owns (its assets) and what it owes (its liabilities), you prepare a **balance sheet**.

International Note

The primary types of financial statements required by International Financial Reporting Standards (IFRS) and U.S. generally accepted accounting principles (GAAP) are the same. Neither IFRS nor GAAP is very specific regarding format requirements for the primary financial statements. However, in practice, some format differences do exist in presentations commonly employed by IFRS companies as compared to GAAP companies.

- To show where your business obtained cash during a period of time and how that cash was used, you present a **statement of cash flows**.

To introduce you to these statements, we have prepared the financial statements for your outdoor guide service, Sierra Corporation, after your first month of operations. To summarize, you officially started your business in Truckee, California, on October 1, 2022. Sierra provides guide services in the Lake Tahoe area of the Sierra Nevada mountains. Its promotional materials describe outdoor day trips, such as rafting, snowshoeing, and hiking, as well as multi-day backcountry experiences. To minimize your initial investment, at this point the company has limited outdoor equipment for customer use. Instead, your customers either bring their own equipment or rent equipment through local outfitters. The financial statements for Sierra's first month of business are provided in the following pages.

Decision Tools that are useful for business decision-making are highlighted throughout the text. A summary of the Decision Tools is also provided in each chapter.

Decision Tools

The income statement helps users determine if the company's operations are profitable.

ILLUSTRATION 1.4

Sierra Corporation's income statement

HELPFUL HINT

The financial statement heading identifies the company, the type of statement, and the time period covered. Sometimes, another line indicates the unit of measure, e.g., "in thousands" or "in millions."

ETHICS NOTE

When companies find errors in previously released income statements, they restate those numbers. Perhaps because of the increased scrutiny shortly after Sarbanes-Oxley was implemented, companies filed a record 1,195 restatements.

Income Statement

The **income statement** reports a company's revenues and expenses and resulting net income or loss for a period of time (see **Decision Tools**). To indicate that its income statement reports the results of operations for a **specific period of time**, Sierra Corporation dates the income statement "For the Month Ended October 31, 2022." The income statement lists the company's revenues followed by its expenses. Finally, Sierra determines the net income (or net loss) by deducting expenses from revenues. Sierra's income statement is shown in **Illustration 1.4** (see **Helpful Hint**). Congratulations, you are already showing a profit!

Sierra Corporation			
Income Statement			
For the Month Ended October 31, 2022			
Revenues			
Service revenue			\$10,600
Expenses			
Salaries and wages expense	\$5,200		
Rent expense	900		
Supplies expense	1,500		
Depreciation expense	40		
Interest expense	50		
Insurance expense	50		
Total expenses			<u>7,740</u>
Net income			<u>\$ 2,860</u>

Why are financial statement users interested in net income? **Investors are interested in a company's past net income because it provides useful information for predicting future net income.** Investors buy and sell stock based on their beliefs about a company's future performance. If investors believe that Sierra will be successful in the future and that this will result in a higher stock price, they will buy its stock.

Creditors also use the income statement to predict future earnings. When a bank loans money to a company, it believes that it will be repaid in the future. If it didn't think it would be repaid, it wouldn't loan the money. Therefore, prior to making the loan the bank loan officer uses the income statement as a source of information to predict whether the company will be profitable enough to repay its loan. Thus, reporting a strong profit will make it easier for Sierra to raise additional cash either by issuing shares of stock or borrowing.

Amounts received from issuing stock are not revenues, and amounts paid out as dividends are not expenses. As a result, they are not reported on the income statement. For example, Sierra Corporation does not treat as revenue the \$10,000 of cash received from issuing new stock (see Illustration 1.7), nor does it regard as a business expense the \$500 of dividends paid (see Illustration 1.5) (see **Ethics Note**).

Retained Earnings Statement

If Sierra Corporation is profitable, at the end of each period it must decide what portion of profits to pay to shareholders in dividends. In theory, it could pay all of its current-period profits, but few companies do this. Why? Because they want to retain part of the profits to allow for further expansion. High-growth companies, such as **Google** and **Facebook**, often pay no dividends. **Retained earnings** is the net income retained in the corporation.

The **retained earnings statement** shows the amounts and causes of changes in retained earnings for a specific time period (see **Decision Tools**). The time period is the same as that covered by the income statement. The beginning retained earnings amount appears on the first line of the statement. Then, the company adds net income and deducts dividends to determine the retained earnings at the end of the period. If a company has a net loss, it deducts (rather than adds) that amount in the retained earnings statement. **Illustration 1.5** presents Sierra's retained earnings statement (see **Helpful Hint**).

Decision Tools

The retained earnings statement helps users determine the company's policy toward dividends and growth.

ILLUSTRATION 1.5

Sierra Corporation's retained earnings statement

HELPFUL HINT

The heading of this statement identifies the company, the type of statement, and the time period covered by the statement.

Sierra Corporation Retained Earnings Statement For the Month Ended October 31, 2022	
Retained earnings, October 1	\$ 0
Add: Net income	<u>2,860</u>
	2,860
Less: Dividends	<u>500</u>
Retained earnings, October 31	<u><u>\$2,360</u></u>

By monitoring the retained earnings statement, financial statement users can evaluate dividend payment practices. Some investors seek companies, such as **Dow Chemical**, that have a history of paying high dividends. Other investors seek companies, such as **Amazon.com**, that reinvest earnings to increase the company's growth instead of paying dividends. Lenders monitor their corporate customers' dividend payments because any money paid in dividends reduces a company's ability to repay its debts.

Balance Sheet

The **balance sheet** reports assets and claims to assets at a specific **point** in time (see **Decision Tools**). Claims to assets are subdivided into two categories: claims of creditors and claims of owners. As noted earlier, claims of creditors are called **liabilities**. The owners' claim to assets is called **stockholders' equity**.

Illustration 1.6 shows the relationship among the categories on the balance sheet in equation form. This equation is referred to as the **basic accounting equation**.

Decision Tools

The balance sheet helps users determine if the company relies on debt or stockholders' equity to finance its assets.

$$\text{Assets} = \text{Liabilities} + \text{Stockholders' Equity}$$

ILLUSTRATION 1.6

Basic accounting equation

This relationship is where the name "balance sheet" comes from. Assets must balance with the claims to assets.

As you can see from looking at Sierra Corporation's balance sheet in **Illustration 1.7**, the balance sheet presents the company's financial position as of a specific date—in this case, October 31, 2022 (see **Helpful Hint**). It lists assets first. Assets are listed in the order of their liquidity, that is, how quickly they could be converted to cash. Assets are followed by liabilities and stockholders' equity (see **Alternative Terminology**). Stockholders' equity is comprised of two parts: (1) common stock and (2) retained earnings. As noted earlier, common stock results when the company sells new shares of stock; retained earnings is the

ALTERNATIVE TERMINOLOGY

Liabilities are also referred to as *debt*.

net income retained in the corporation. Sierra has common stock of \$10,000 and retained earnings of \$2,360, for total stockholders' equity of \$12,360.

ILLUSTRATION 1.7**Sierra Corporation's balance sheet****HELPFUL HINT**

The heading of a balance sheet must identify the company, the statement, and the date.

Sierra Corporation Balance Sheet October 31, 2022		
<u>Assets</u>		
Cash		\$15,200
Accounts receivable		200
Supplies		1,000
Prepaid insurance		550
Equipment, net		4,960
Total assets		<u>\$21,910</u>
<u>Liabilities and Stockholders' Equity</u>		
Liabilities		
Notes payable	\$ 5,000	
Accounts payable	2,500	
Unearned service revenue	800	
Salaries and wages payable	1,200	
Interest payable	50	
Total liabilities		\$ 9,550
Stockholders' equity		
Common stock	10,000	
Retained earnings	2,360	
Total stockholders' equity		<u>12,360</u>
Total liabilities and stockholders' equity		<u>\$21,910</u>

Creditors analyze a company's balance sheet to determine the likelihood that they will be repaid. They carefully evaluate the nature of the company's assets and liabilities. In operating Sierra's guide service, the balance sheet will be used to determine whether cash on hand is sufficient for immediate cash needs. The balance sheet will also be used to evaluate the relationship between debt and stockholders' equity to determine whether the company has a satisfactory proportion of debt and common stock financing.

Statement of Cash Flows

Decision Tools

The statement of cash flows helps users determine if the company generates enough cash from operations to fund its investing activities.

The primary purpose of a **statement of cash flows** is to provide financial information about the cash receipts and cash payments of a business for a specific period of time (see **Decision Tools**). To help investors, creditors, and others in their analysis of a company's cash position, the statement of cash flows reports the cash effects of a company's **operating**, **investing**, and **financing** activities. In addition, the statement shows the net increase or decrease in cash during the period, and the amount of cash at the end of the period.

Users are interested in the statement of cash flows because they want to know what is happening to a company's most important resource. The statement of cash flows provides answers to these simple but important questions:

- Where did cash come from during the period?
- How was cash used during the period?
- What was the change in the cash balance during the period?

The statement of cash flows for Sierra Corporation, in **Illustration 1.8**, shows that cash increased \$15,200 during the month (see **Helpful Hint**). This increase resulted because operating activities (services to clients) increased cash \$5,700, and financing activities increased cash \$14,500. Investing activities used \$5,000 of cash for the purchase of equipment.

Sierra Corporation
Statement of Cash Flows
For the Month Ended October 31, 2022

Cash flows from operating activities		
Cash receipts from operating activities	\$11,200	
Cash payments for operating activities	<u>(5,500)</u>	
Net cash provided by operating activities		\$ 5,700
Cash flows from investing activities		
Purchased office equipment	<u>(5,000)</u>	
Net cash used by investing activities		(5,000)
Cash flows from financing activities		
Issuance of common stock	10,000	
Issuance of note payable	5,000	
Payment of dividend	<u>(500)</u>	
Net cash provided by financing activities		<u>14,500</u>
Net increase in cash		15,200
Cash at beginning of period		<u>0</u>
Cash at end of period		<u><u>\$15,200</u></u>

ILLUSTRATION 1.8

Sierra Corporation's statement of cash flows

HELPFUL HINT

The heading of this statement identifies the company, the type of statement, and the time period covered by the statement. Negative numbers are shown in parentheses.

People, Planet, and Profit Insight



© Marek Uliasz/
iStockphoto

Beyond Financial Statements

Should we expand our financial statements beyond the income statement, retained earnings statement, balance sheet, and statement of cash flows? Some believe we should take into account ecological and social performance, in addition to financial results, in evaluating a company. The argument is that a company's responsibility lies with anyone who is influenced by its actions. In other words, a company should be interested in benefiting many different parties, instead of only maximizing stockholders' interests.

A socially responsible business does not exploit or endanger any group of individuals. It follows fair trade practices, provides safe environments for workers, and bears responsibility for environmental damage. Granted, measurement of these factors is difficult. How to report this information is also controversial. But many interesting and useful efforts are underway. Throughout this text, we provide additional insights into how companies are attempting to meet the challenge of measuring and reporting their contributions to society, as well as their financial results, to stockholders.

Why might a company's stockholders be interested in its environmental and social performance? (Go to WileyPLUS for this answer and additional questions.)

Interrelationships of Statements

Illustration 1.9 shows the financial statements of Sierra Corporation (see **Helpful Hints**). Because the results on some financial statements become inputs to other statements, the statements are interrelated. These interrelationships can be seen in Sierra's financial statements, as follows.

1. The retained earnings statement uses the results of the income statement. Sierra reported net income of \$2,860 for the period. Net income is added to the beginning amount of retained earnings to determine ending retained earnings.
2. The balance sheet and retained earnings statement are also interrelated. Sierra reports the ending amount of \$2,360 on the retained earnings statement as the retained earnings amount on the balance sheet.
3. Finally, the statement of cash flows relates to information on the balance sheet. The statement of cash flows shows how the Cash account changed during the period. It shows the amount of cash at the beginning of the period, the sources and uses of cash during the period, and the \$15,200 of cash at the end of the period. The ending amount of cash shown on the statement of cash flows must agree with the amount of cash on the balance sheet.

Study these interrelationships carefully. **To prepare financial statements, you must understand the sequence in which these amounts are determined and how each statement impacts the next.**

ILLUSTRATION 1.9

Sierra Corporation's financial statements

HELPFUL HINT

Note that final sums are double-underlined.

HELPFUL HINT

The arrows in this illustration show interrelationships of the four financial statements.

Sierra Corporation

Income Statement

For the Month Ended October 31, 2022

Revenues		
Service revenue		\$10,600
Expenses		
Salaries expense	\$5,200	
Rent expense	900	
Supplies expense	1,500	
Depreciation expense	40	
Interest expense	50	
Insurance expense	50	
Total expenses		<u>7,740</u>
Net income		<u><u>\$ 2,860</u></u>

Sierra Corporation

Retained Earnings Statement

For the Month Ended October 31, 2022

Retained earnings, October 1	\$ 0
Add: Net income	<u>2,860</u>
	2,860
Less: Dividends	<u>500</u>
Retained earnings, October 31	<u><u>\$2,360</u></u>

Sierra Corporation

Balance Sheet

October 31, 2022

<u>Assets</u>		
Cash		<u>\$15,200</u>
Accounts receivable		200
Advertising supplies		1,000
Prepaid insurance		550
Equipment, net		<u>4,960</u>
Total assets		<u><u>\$21,910</u></u>
<u>Liabilities and Stockholders' Equity</u>		
Liabilities		
Notes payable	\$ 5,000	
Accounts payable	2,500	
Unearned service revenue	800	
Salaries and wages payable	1,200	
Interest payable	<u>50</u>	
Total liabilities		\$ 9,550
Stockholders' equity		
Common stock	10,000	
Retained earnings	<u>2,360</u>	
Total stockholders' equity		<u>12,360</u>
Total liabilities and stockholders' equity		<u><u>\$21,910</u></u>

Sierra Corporation

Statement of Cash Flows

For the Month Ended October 31, 2022

Cash flows from operating activities		
Cash receipts from operating activities	\$11,200	
Cash payments for operating activities	<u>(5,500)</u>	
Net cash provided by operating activities		\$ 5,700
Cash flows from investing activities		
Purchased office equipment	<u>(5,000)</u>	
Net cash used by investing activities		(5,000)
Cash flows from financing activities		
Issuance of common stock	10,000	
Issuance of note payable	5,000	
Payment of dividend	<u>(500)</u>	
Net cash provided by financing activities		<u>14,500</u>
Net increase in cash		15,200
Cash at beginning of period		<u>0</u>
Cash at end of period		<u><u>\$15,200</u></u>

HELPFUL HINT

Negative amounts are presented in parentheses.

DO IT! 3a | Financial Statements

CSU Corporation began operations on January 1, 2022. The following information is available for CSU on December 31, 2022:

Accounts receivable	1,800	Retained earnings	?	Supplies expense	200
Accounts payable	2,000	Equipment	16,000	Cash	1,400
Rent expense	9,000	Insurance expense	1,000	Dividends	600
Notes payable	5,000	Service revenue	17,000		
Common stock	10,000	Supplies	4,000		

Prepare an income statement, a retained earnings statement, and a balance sheet.

ACTION PLAN

- Report the revenues and expenses for a period of time in an income statement.
- Show the amounts and causes (net income and dividends) of changes in retained earnings during the period in the retained earnings statement.
- Present the assets and claims to those assets (liabilities and equity) at a specific point in time in the balance sheet.

Solution

CSU Corporation Income Statement For the Year Ended December 31, 2022		
Revenues		
Service revenue		\$17,000
Expenses	\$9,000	
Rent expense	1,000	
Insurance expense	200	
Supplies expense		
Total expenses		10,200
Net income		<u>\$ 6,800</u>

CSU Corporation Retained Earnings Statement For the Year Ended December 31, 2022	
Retained earnings, January 1	\$ 0
Add: Net income	<u>6,800</u>
	6,800
Less: Dividends	<u>600</u>
Retained earnings, December 31	<u>\$6,200</u>

CSU Corporation Balance Sheet December 31, 2022		
Assets		
Cash		\$ 1,400
Accounts receivable		1,800
Supplies		4,000
Equipment		<u>16,000</u>
Total assets		<u>\$23,200</u>
Liabilities and Stockholders' Equity		
Liabilities		
Notes payable	\$ 5,000	
Accounts payable	<u>2,000</u>	
Total liabilities		\$ 7,000
Stockholders' equity		
Common stock	10,000	
Retained earnings	<u>6,200</u>	
Total stockholders' equity		<u>16,200</u>
Total liabilities and stockholders' equity		<u>\$23,200</u>

Related exercise material: BE1.5, BE1.6, BE1.7, BE1.8, BE1.9, BE1.10, DO IT! 1.3a, E1.5, E1.6, E1.7, E1.8, E1.9, E1.10, E1.11, E1.12, E1.13, E1.14, E1.15, and E1.18.

Other Elements of an Annual Report


Publicly traded U.S. companies must provide shareholders with an **annual report**. The annual report always includes the financial statements introduced in this chapter. The annual report also includes other important information such as a management discussion and analysis section, notes to the financial statements, and an independent auditor’s report. No analysis of a company’s financial situation and performance is complete without a review of these items.

Management Discussion and Analysis

The **management discussion and analysis (MD&A)** section presents management’s views on the company’s **ability to pay near-term obligations, its ability to fund operations and expansion, and its results of operations**. Management must highlight favorable or unfavorable trends and identify significant events and uncertainties that affect these three factors. This discussion obviously involves a number of subjective estimates and opinions. A brief excerpt from the MD&A section of **Columbia Sportswear**’s annual report, which addresses its liquidity requirements, is presented in **Illustration 1.10**.

ILLUSTRATION 1.10

Columbia Sportswear’s management discussion and analysis



Columbia Sportswear Company

Management’s Discussion and Analysis of
Seasonality and Variability of Business

Our operations are affected by seasonal trends typical in the outdoor apparel and footwear industry and have historically resulted in higher sales and profits in the third and fourth calendar quarters. This pattern has resulted primarily from the timing of shipments of fall season products to wholesale customers in the third and fourth quarters and proportionally higher sales in our direct-to-consumer channels in the fourth quarter, combined with an expense base that is spread more consistent throughout the year. We believe that our liquidity requirements for at least the next 12 months will be adequately covered by existing cash, cash provided by operations and existing short-term borrowing arrangements.

Notes to the Financial Statements

Explanatory notes and supporting schedules accompany every set of financial statements and are an integral part of the statements. The **notes to the financial statements** clarify the financial statements and provide additional detail. Information in the notes does not have to be quantifiable (numeric). Examples of notes are descriptions of the significant accounting policies and methods used in preparing the statements, explanations of uncertainties and contingencies, and various statistics and details too voluminous to be included in the statements. The notes are essential to understanding a company’s operating performance and financial position.

Illustration 1.11 is an excerpt from the notes to **Columbia Sportswear**’s financial statements. It describes the methods that the company uses to account for revenues.

ILLUSTRATION 1.11

Notes to Columbia Sportswear’s financial statements



Columbia Sportswear Company

Notes to Financial Statements
Revenue Recognition

We record wholesale, distributor, e-commerce and licensed product revenues when title passes and the risks and rewards of ownership have passed to the customer. Title generally passes upon shipment to or upon receipt by the customer depending on the terms of sale with the customer. Retail store revenues are recorded at the time of sale.

Auditor's Report

An **auditor's report** is prepared by an independent outside auditor. It states the auditor's opinion as to the fairness of the presentation of the financial position and results of operations and their conformance with generally accepted accounting principles.

An **auditor** is an accounting professional who conducts an independent examination of a company's financial statements. Only accountants who meet certain criteria and thereby attain the designation **certified public accountant (CPA)** may perform audits. If the auditor is satisfied that the financial statements provide a fair representation of the company's financial position and results of operations in accordance with generally accepted accounting principles, then the auditor expresses an **unqualified opinion**. If the auditor expresses anything other than an unqualified opinion, then readers should only use the financial statements with caution. That is, without an unqualified opinion, we cannot have complete confidence that the financial statements give an accurate picture of the company's financial health. For example, **Blockbuster, Inc.**'s auditor at one time stated that its financial situation raised "substantial doubt about the Company's ability to continue as a going concern."

Illustration 1.12 is an excerpt from the auditor's report from Columbia Sportswear's 2016 annual report. Columbia received an unqualified opinion from its auditor, **Deloitte & Touche**.



Columbia Sportswear Company Excerpt from Auditor's Report

In our opinion, such consolidated financial statements present fairly, in all material respects, the financial position of Columbia Sportswear Company and subsidiaries as of December 31, 2016 and 2015, and the results of their operations and their cash flows for each of the three years in the period ended December 31, 2016, in conformity with accounting principles generally accepted in the United States of America. Also, in our opinion, such financial statement schedules, when considered in relation to the basic consolidated financial statements taken as a whole, presents fairly, in all material respects, the information set forth therein.

ILLUSTRATION 1.12

Excerpt from auditor's report
on Columbia Sportswear's
financial statements

DO IT! 3b | Components of Annual Reports

State whether each of the following items is most closely associated with the management discussion and analysis (MD&A), the notes to the financial statements, or the auditor's report.

1. Descriptions of significant accounting policies.
2. Unqualified opinion.
3. Explanations of uncertainties and contingencies.
4. Description of ability to fund operations and expansion.
5. Description of results of operations.
6. Certified public accountant (CPA).

Solution

1. Descriptions of significant accounting policies: Notes.
2. Unqualified opinion: Auditor's report.
3. Explanations of uncertainties and contingencies: Notes.
4. Description of ability to fund operations and expansion: MD&A.
5. Description of results of operations: MD&A.
6. Certified public accountant (CPA): Auditor's report.

Related exercise material: **BE1.11**, **DO IT! 1.3b**, and **E1.21**.

ACTION PLAN

- Realize that financial statements provide information about a company's performance and financial position.
- Be familiar with the other elements of the annual report in order to gain a fuller understanding of a company.

Using the Decision Tools comprehensive exercises ask you to apply business information and the decision tools presented in the chapter. Most of these exercises are based on the companies highlighted in the Feature Story.

USING THE DECISION TOOLS | VF Corporation

There is a good chance that you may have never heard of **VF Corporation**. There is also a very good chance that you are wearing one of VF's products right now. VF owns North Face, Lee, Vans, Nautica, Wrangler, Timberland, and numerous other brands. VF is a direct competitor to **Columbia Sportswear**. Suppose that you are considering investing in shares of VF's common stock.

Instructions

Answer these questions related to your decision whether to invest.

- What financial statements should you evaluate?
- What should these financial statements tell you?
- Do you care if the financial statements have been audited? Explain.
- Appendix B contains financial statements for Columbia, and Appendix C contains those for VF. You can make many comparisons between Columbia and VF in terms of their respective results from operations and financial position. Compare their respective total assets, total revenues, and net cash provided by operating activities for 2016.

Solution

- Before you invest, you should evaluate the income statement, retained earnings statement, balance sheet, and statement of cash flows.
- You would probably be most interested in the income statement because it tells about past performance and thus gives an indication of future performance. The retained earnings statement provides a record of the company's dividend history. The balance sheet reveals the relationship between assets and liabilities. The statement of cash flows reveals where the company is getting and spending its cash. This is especially important for a company that wants to grow.
- You would want audited financial statements. These statements indicate that a CPA (certified public accountant) has examined and expressed an opinion that the statements present fairly the financial position and results of operations of the company. Investors and creditors should not make decisions without studying audited financial statements.
- Many interesting comparisons can be made between the two companies (all numbers are in thousands). Columbia is smaller, with total assets of \$2,013,894 versus \$9,739,287 for VF, and it has lower revenue—\$2,377,045 versus \$12,019,003 for VF. In addition, Columbia's net cash provided by operating activities of \$275,167 is less than VF's \$1,477,919. However, while useful, these basic measures are not enough to determine whether one company is a better investment than the other. In later chapters, you will learn tools that will allow you to compare the relative profitability and financial health of these and other companies.

*The **Review and Practice** section provides opportunities for students to review key concepts and terms as well as complete multiple-choice questions, brief exercises, exercises, and a comprehensive problem. Detailed solutions are also included.*

Review and Practice

Learning Objectives Review

1 Identify the forms of business organization and the uses of accounting information.

A sole proprietorship is a business owned by one person. A partnership is a business owned by two or more people associated as partners.

A corporation is a separate legal entity for which evidence of ownership is provided by shares of stock.

Internal users are managers who need accounting information to plan, organize, and run business operations. The primary external users are investors and creditors. Investors (stockholders) use accounting information to decide whether to buy, hold, or sell

shares of a company's stock. Creditors (suppliers and bankers) use accounting information to assess the risk of granting credit or loaning money to a business. Other groups who have an indirect interest in a business are taxing authorities, customers, labor unions, and regulatory agencies.

2 Explain the three principal types of business activity.

Financing activities involve collecting the necessary funds to support the business. Investing activities involve acquiring the resources necessary to run the business. Operating activities involve putting the resources of the business into action to generate a profit.

3 Describe the four financial statements and how they are prepared.

An income statement presents the revenues and expenses of a company for a specific period of time. A retained earnings statement

summarizes the changes in retained earnings that have occurred for a specific period of time. A balance sheet reports the assets, liabilities, and stockholders' equity of a business at a specific date. A statement of cash flows summarizes information concerning the cash inflows (receipts) and outflows (payments) for a specific period of time.

Assets are resources owned by a business. Liabilities are the debts and obligations of the business. Liabilities represent claims of creditors on the assets of the business. Stockholders' equity represents the claims of owners on the assets of the business. Stockholders' equity is subdivided into two parts: common stock and retained earnings. The basic accounting equation is $\text{Assets} = \text{Liabilities} + \text{Stockholders' Equity}$.

Within the annual report, the management discussion and analysis provides management's interpretation of the company's results and financial position as well as a discussion of plans for the future. Notes to the financial statements provide additional explanation or detail to make the financial statements more informative. The auditor's report expresses an opinion as to whether the financial statements present fairly the company's results of operations and financial position.

Decision Tools Review

Decision Checkpoints	Info Needed for Decision	Tool to Use for Decision	How to Evaluate Results
Are the company's operations profitable?	Income statement	The income statement reports a company's revenues and expenses and resulting net income or loss for a period of time	If the company's revenues exceed its expenses, it will report net income; otherwise, it will report a net loss.
What is the company's policy toward dividends and growth?	Retained earnings statement	The retained earnings statement reports how much of this year's income the company paid out in dividends to shareholders	A company striving for rapid growth will pay a low (or no) dividend.
Does the company rely primarily on debt or stockholders' equity to finance its assets?	Balance sheet	The balance sheet reports the company's resources and claims to those resources; there are two types of claims: liabilities and stockholders' equity	Compare the amount of debt versus the amount of stockholders' equity to determine whether the company relies more on creditors or owners for its financing.
Does the company generate sufficient cash from operations to fund its investing activities?	Statement of cash flows	The statement of cash flows shows the amount of net cash provided or used by operating activities, investing activities, and financing activities	Compare the amount of net cash provided by operating activities with the amount of net cash used by investing activities. Any deficiency in cash from operating activities must be made up with cash from financing activities.

Glossary Review

Accounting The information system that identifies, records, and communicates the economic events of an organization to interested users. (p. 1-3).

Annual report A report prepared by corporate management that presents financial information including financial statements, a management discussion and analysis section, notes, and an independent auditor's report. (p. 1-16).

Assets Resources owned by a business. (p. 1-8).

Auditor's report A report prepared by an independent outside auditor stating the auditor's opinion as to the fairness of the presentation of the financial position and results of operations and their conformance with generally accepted accounting principles. (p. 1-17).

Balance sheet A financial statement that reports the assets and claims to those assets at a specific point in time. (p. 1-11).

Basic accounting equation Assets = Liabilities + Stockholders' Equity. (p. 1-11).

Certified public accountant (CPA) An individual who has met certain criteria and is thus allowed to perform audits of corporations. (p. 1-17).

Common stock Term used to describe the total amount paid in by stockholders for the shares they purchase. (p. 1-8).

Corporation A business organized as a separate legal entity owned by stockholders. (p. 1-3).

Dividends Payments of cash from a corporation to its stockholders. (p. 1-8).

Expenses The cost of assets consumed or services used in the process of generating revenues. (p. 1-8).

Income statement A financial statement that reports a company's revenues and expenses and resulting net income or net loss for a specific period of time. (p. 1-10).

Liabilities Amounts owed to creditors in the form of debts and other obligations. (p. 1-7).

Management discussion and analysis (MD&A) A section of the annual report that presents management's views on the company's ability to pay near-term obligations, its ability to fund operations and expansion, and its results of operations. (p. 1-16).

Net income The amount by which revenues exceed expenses. (p. 1-9).

Net loss The amount by which expenses exceed revenues. (p. 1-9).

Notes to the financial statements Notes clarify information presented in the financial statements and provide additional detail. (p. 1-16).

Partnership A business owned by two or more persons associated as partners. (p. 1-3).

Retained earnings The amount of net income retained in the corporation. (p. 1-11).

Retained earnings statement A financial statement that summarizes the amounts and causes of changes in retained earnings for a specific time period. (p. 1-11).

Revenue The increase in assets or decrease in liabilities resulting from the sale of goods or the performance of services in the normal course of business. (p. 1-8).

Sarbanes-Oxley Act (SOX) Regulations passed by Congress to reduce unethical corporate behavior. (p. 1-6).

Sole proprietorship A business owned by one person. (p. 1-3).

Statement of cash flows A financial statement that provides financial information about the cash receipts and cash payments of a business for a specific period of time. (p. 1-12).

Stockholders' equity The owners' claim to assets. (p. 1-11).

Practice Multiple-Choice Questions

1. (LO 1) Which is **not** one of the three forms of business organization?

- a. Sole proprietorship.
- b. Partnership.
- c. Creditorship.
- d. Corporation.

2. (LO 1) Which is an advantage of corporations relative to partnerships and sole proprietorships?

- a. Lower taxes.
- b. Harder to transfer ownership.
- c. Reduced legal liability for investors.
- d. Most common form of organization.

3. (LO 1) Which statement about users of accounting information is **incorrect**?

- a. Management is considered an internal user.
- b. Taxing authorities are considered external users.
- c. Present creditors are considered external users.
- d. Regulatory authorities are considered internal users.

4. (LO 1) Which of the following did **not** result from the Sarbanes-Oxley Act?

- a. Top management must now certify the accuracy of financial information.
- b. Penalties for fraudulent activity increased.
- c. Independence of auditors increased.
- d. Tax rates on corporations increased.

5. (LO 2) Which is **not** one of the three primary business activities?

- a. Financing.
- b. Advertising.
- c. Operating.
- d. Investing.

6. (LO 2) Which of the following is an example of a financing activity?

- a. Issuing shares of common stock.
- b. Selling goods on account.
- c. Buying delivery equipment.
- d. Buying inventory.

7. (LO 2) Net income will result during a time period when:

- a. assets exceed liabilities.
- b. assets exceed revenues.
- c. expenses exceed revenues.
- d. revenues exceed expenses.

8. (LO 3) The financial statements for Macias Corporation contained the following information.

Accounts receivable	\$ 5,000
Sales revenue	75,000
Cash	15,000
Salaries and wages expense	20,000
Rent expense	10,000

What was Macias Corporation's net income?

- a. \$60,000.
- b. \$15,000.
- c. \$65,000.
- d. \$45,000.

9. (LO 3) What section of a statement of cash flows indicates the cash spent on new equipment during the past accounting period?

- a. The investing activities section.
- b. The operating activities section.
- c. The financing activities section.
- d. The statement of cash flows does not give this information.

10. (LO 3) Which statement presents information as of a specific point in time?

- a. Income statement.
- b. Balance sheet.
- c. Statement of cash flows.
- d. Retained earnings statement.

11. (LO 3) Which financial statement reports assets, liabilities, and stockholders' equity?

- a. Income statement.
- b. Retained earnings statement.
- c. Balance sheet.
- d. Statement of cash flows.

12. (LO 3) Stockholders' equity represents:

- a. claims of creditors.
- b. claims of employees.
- c. the difference between revenues and expenses.
- d. claims of owners.

13. (LO 3) As of December 31, 2022, Rockford Corporation has assets of \$3,500 and stockholders' equity of \$1,500. What are the liabilities for Rockford as of December 31, 2022?

- a. \$1,500.
- b. \$1,000.
- c. \$2,500.
- d. \$2,000.

14. (LO 3) The element of a corporation's annual report that describes the corporation's accounting methods is/are the:

- a. notes to the financial statements.
- b. management discussion and analysis.
- c. auditor's report.
- d. income statement.

15. (LO 3) The element of the annual report that presents an opinion regarding the fairness of the presentation of the financial position and results of operations is/are the:

- a. income statement.
- b. auditor's opinion.
- c. balance sheet.
- d. comparative statements.

Solutions

1. b. Creditorship is not a form of business organization. The other choices are incorrect because (a) sole proprietorship, (c) partnership, and (d) corporation are all forms of business organization.

2. c. An advantage of corporations is that investors are not personally liable for debts of the business. The other choices are incorrect because (a) lower taxes, (b) harder to transfer ownership, and (d) most common form of organization are not true of corporations.

3. d. Regulatory authorities are considered external, not internal, users. The other choices are true statements.

4. d. The Sarbanes-Oxley Act (SOX) was created to reduce unethical corporate behavior and decrease the likelihood of future corporate scandals, not to address tax rates. The other choices are incorrect because (a) top management must now certify the accuracy of financial information, (b) penalties for fraudulent activity increased, and (c) increased independence of auditors all resulted from SOX.

5. c. Advertising is a type of operating activity. The other choices are incorrect because (a) financing, (b) operating, and (d) investing are the three primary business activities.

6. a. Issuing shares of common stock is a financing activity. The other choices are incorrect because (b) selling goods on account is an operating activity, (c) buying delivery equipment is an investing activity, and (d) buying inventory is an operating activity.

7. d. When a company earns more revenues than expenses, it will report net income during a time period. The other choices are incorrect because (a) assets and liabilities are on the balance sheet, not the income statement; (b) assets are on the balance sheet, not the income statement; and (c) net income results when revenues exceed expenses, not when expenses exceed revenues.

8. d. Net income = Sales revenue (\$75,000) – Salaries and wages expense (\$20,000) – Rent expense (\$10,000) = \$45,000. The other choices are therefore incorrect.

9. a. The investing activities section of the statement of cash flows provides information about property, plant, and equipment accounts, not (b) the operating activities section or (c) the financing activities section. Choice (d) is incorrect as the statement of cash flows does provide this information.

10. b. The balance sheet presents information as of a specific point in time. The other choices are incorrect because the (a) income statement, (c) statement of cash flows, and (d) retained earnings statement all cover a period of time.

11. c. The balance sheet is a formal presentation of the accounting equation, such that Assets = Liabilities + Stockholders' Equity, not the (a) income statement, (b) retained earnings statement, or (d) statement of cash flows.

12. d. Stockholders' equity represents claims of owners. The other choices are incorrect because (a) claims of creditors and (b) claims of employees are liabilities. Choice (c) is incorrect because the difference between revenues and expenses is net income.

13. d. Using the accounting equation, liabilities can be computed by subtracting stockholders' equity from assets, or $\$3,500 - \$1,500 = \$2,000$, not (a) \$1,500, (b) \$1,000, or (c) \$2,500.

14. a. The corporation's accounting methods are described in the notes to the financial statements, not in the (b) management discussion and analysis, (c) auditor's report, or (d) income statement.

15. b. The element of the annual report that presents an opinion regarding the fairness of the presentation of the financial position and results of operations is the auditor's opinion, not the (a) income statement, (c) balance sheet, or (d) comparative statements.

Practice Brief Exercises

Use basic accounting equation.

1. (LO 3) At the beginning of the year, Ortiz Company had total assets of \$900,000 and total liabilities of \$440,000. Answer the following questions.

- If total assets decreased \$100,000 during the year and total liabilities increased \$80,000 during the year, what is the amount of stockholders' equity at the end of the year?
- During the year, total liabilities decreased \$100,000 during the year and stockholders' equity increased \$200,000. What is the amount of total assets at the end of the year?
- If total assets increased \$50,000 during the year and stockholders' equity increased \$60,000 during the year, what is the amount of total liabilities at the end of the year?

Solution

- $(\$900,000 - \$440,000) - \$100,000 - \$80,000 = \$280,000$ stockholders' equity
 - $\$900,000 - \$100,000 + \$200,000 = \$1,000,000$ total assets
 - $\$440,000 - \$60,000 + \$50,000 = \$430,000$ total liabilities

Determine where items appear on financial statements.

2. (LO 3) Indicate whether the following items would appear on the income statement (IS), balance sheet (BS), or retained earnings statement (RES).

- Common stock.
- Cash.
- Salaries and wages expense.
- Service revenue.
- Accounts payable.

Solution

- BS Common stock.
 - BS Cash.
 - IS Salaries and wages expense.
 - IS Service revenue.
 - BS Accounts payable.

Prepare a balance sheet.

3. (LO 3) Presented below in alphabetical order are balance sheet items for Feagler Company at December 31, 2022. Prepare a balance sheet following the format of Illustration 1.7.

Accounts receivable	\$12,500
Cash	38,000
Common stock	5,000
Notes payable	40,000
Retained earnings	5,500

Solution

3.

Feagler Company Balance Sheet December 31, 2022		
<u>Assets</u>		
Cash		\$38,000
Accounts receivable		12,500
Total assets		<u>\$50,500</u>
<u>Liabilities and Stockholders' Equity</u>		
Liabilities		
Notes payable	\$40,000	
Total liabilities		\$40,000
Stockholders' equity		
Common stock	5,000	
Retained earnings	5,500	
Total stockholders' equity		10,500
Total liabilities and stockholders' equity		<u>\$50,500</u>

4. (LO 3) Identify whether the following items would appear on the balance sheet (BS) or income statement (IS) of a corporation.

Determine where items appear on financial statements.

- | | |
|--------------------------------------|--------------------------------|
| a. _____ Income taxes payable. | f. _____ Service revenue. |
| b. _____ Cost of goods sold. | g. _____ Depreciation expense. |
| c. _____ Supplies. | h. _____ Prepaid insurance. |
| d. _____ Notes payable. | i. _____ Interest payable. |
| e. _____ Salaries and wages expense. | |

Solution

4. a. BS Income taxes payable.
 b. IS Cost of goods sold.
 c. BS Supplies.
 d. BS Notes payable.
 e. IS Salaries and wages expense.
 f. IS Service revenue.
 g. IS Depreciation expense.
 h. BS Prepaid insurance.
 i. BS Interest payable.

Practice Exercises

1. (LO 3) The following items and amounts were taken from Ricardo Inc.'s 2022 income statement and balance sheet.

Prepare an income statement.

Cash	\$ 84,700	Inventory	\$ 64,618
Retained earnings	123,192	Accounts receivable	88,419
Cost of goods sold	483,854	Sales revenue	693,485
Salaries and wages expense	125,000	Income taxes payable	6,499
Prepaid insurance	7,818	Accounts payable	49,384
Interest expense	994	Service revenue	8,998

Instructions

Prepare an income statement for Ricardo Inc. for the year ended December 31, 2022.

Solution

1.

Ricardo Inc. Income Statement For the Year Ended December 31, 2022			
Revenues			
Sales revenue	\$693,485		
Service revenue	8,998		
Total revenues			\$702,483
Expenses			
Cost of goods sold	483,854		
Salaries and wages expense	125,000		
Interest expense	994		
Total expenses			609,848
Net income			<u>\$ 92,635</u>

Compute net income and prepare a balance sheet.

2. (LO 3) Cozy Bear is a private camping ground near the Mountain Home Recreation Area. It has compiled the following financial information as of December 31, 2022.

Service revenue (from camping fees)	\$148,000	Dividends	\$ 9,000
Sales revenue (from general store)	35,000	Bonds payable	50,000
Accounts payable	16,000	Expenses during 2022	135,000
Cash	18,500	Supplies	12,500
Equipment	129,000	Common stock	40,000
		Retained earnings (1/1/2022)	15,000

Instructions

- Determine net income from Cozy Bear for 2022.
- Prepare a retained earnings statement and a balance sheet for Cozy Bear as of December 31, 2022.

Solution

2. a.	Service revenue	\$148,000
	Sales revenue	<u>35,000</u>
	Total revenue	183,000
	Expenses	<u>135,000</u>
	Net income	<u>\$ 48,000</u>

b.

Cozy Bear Retained Earnings Statement For the Year Ended December 31, 2022	
Retained earnings, January 1	\$15,000
Add: Net income	<u>48,000</u>
	63,000
Less: Dividends	<u>9,000</u>
Retained earnings, December 31	<u>\$54,000</u>

Cozy Bear Balance Sheet December 31, 2022	
<u>Assets</u>	
Cash	\$ 18,500
Supplies	12,500
Equipment	<u>129,000</u>
Total assets	<u>\$160,000</u>
<u>Liabilities and Stockholders' Equity</u>	
Liabilities	
Bonds payable	\$50,000
Accounts payable	<u>16,000</u>
Total liabilities	\$ 66,000
Stockholders' equity	
Common stock	40,000
Retained earnings	<u>54,000</u>
Total stockholders' equity	<u>94,000</u>
Total liabilities and stockholders' equity	<u>\$160,000</u>

Practice Problem

(LO 3) Jeff Andringa, a former college hockey player, quit his job and started Ice Camp, a hockey camp for kids ages 8 to 18. Eventually, he would like to open hockey camps nationwide. Jeff has asked you to help him prepare financial statements at the end of his first year of operations. He relates the following facts about his business activities.

Prepare financial statements.

In order to get the business off the ground, Jeff decided to incorporate. He sold shares of common stock to a few close friends, as well as bought some of the shares himself. He initially raised \$25,000 through the sale of these shares. In addition, the company took out a \$10,000 loan at a local bank.

Ice Camp purchased, for \$12,000 cash, a bus for transporting kids. The company also bought hockey goals and other miscellaneous equipment with \$1,500 cash. The company earned camp tuition during the year of \$100,000 but had collected only \$80,000 of this amount. Thus, at the end of the year, its customers still owed \$20,000. The company rents time at a local rink for \$50 per hour. Total rink rental costs during the year were \$8,000, insurance was \$10,000, salary expense was \$20,000, and supplies used totaled \$9,000, all of which were paid in cash. The company incurred \$800 in interest expense on the bank loan, which it still owed at the end of the year.

The company paid dividends during the year of \$5,000 cash. The balance in the corporate bank account at December 31, 2022, was \$49,500.

Instructions

Using the format of the Sierra Corporation statements in this chapter, prepare an income statement, retained earnings statement, balance sheet, and statement of cash flows. (*Hint:* Prepare the statements in the order stated to take advantage of the flow of information from one statement to the next, as shown in Illustration 1.9.)

Solution

Ice Camp Income Statement For the Year Ended December 31, 2022			
Revenues			
Service revenue			\$100,000
Expenses			
Salaries and wages expense	\$20,000		
Insurance expense	10,000		
Supplies expense	9,000		
Rent expense	8,000		
Interest expense	800		
Total expenses		47,800	
Net income			<u>\$ 52,200</u>

Ice Camp Retained Earnings Statement For the Year Ended December 31, 2022	
Retained earnings, January 1, 2022	\$ 0
Add: Net income	<u>52,200</u>
	52,200
Less: Dividends	<u>5,000</u>
Retained earnings, December 31, 2022	<u>\$47,200</u>

Ice Camp Balance Sheet December 31, 2022		
<u>Assets</u>		
Cash		\$49,500
Accounts receivable		20,000
Equipment (\$12,000 + \$1,500)		<u>13,500</u>
Total assets		<u>\$83,000</u>
<u>Liabilities and Stockholders' Equity</u>		
Liabilities		
Notes payable	\$10,000	
Interest payable	<u>800</u>	
Total liabilities		\$10,800
Stockholders' equity		
Common stock	25,000	
Retained earnings	<u>47,200</u>	
Total stockholders' equity		<u>72,200</u>
Total liabilities and stockholders' equity		<u>\$83,000</u>

Ice Camp Statement of Cash Flows For the Year Ended December 31, 2022		
Cash flows from operating activities		
Cash receipts from operating activities	\$80,000	
Cash payments for operating activities	<u>(47,000)</u>	
Net cash provided by operating activities		\$33,000
Cash flows from investing activities		
Purchase of equipment	<u>(13,500)</u>	
Net cash used by investing activities		(13,500)
Cash flows from financing activities		
Issuance of common stock	25,000	
Issuance of notes payable	10,000	
Dividends paid	<u>(5,000)</u>	
Net cash provided by financing activities		<u>30,000</u>
Net increase in cash		49,500
Cash at beginning of period		<u>0</u>
Cash at end of period		<u>\$49,500</u>

WileyPLUS

Brief Exercises, DO IT! Exercises, Exercises, Problems, and many additional resources are available for practice in WileyPLUS.

Questions

1. What are the three basic forms of business organizations?
2. What are the advantages to a business of being formed as a corporation? What are the disadvantages?
3. What are the advantages to a business of being formed as a partnership or sole proprietorship? What are the disadvantages?
4. "Accounting is ingrained in our society and is vital to our economic system." Do you agree? Explain.
5. Who are the internal users of accounting data? How does accounting provide relevant data to the internal users?
6. Who are the external users of accounting data? Give examples.

7. What are the three main types of business activity? Give examples of each activity.
8. Listed here are some items found in the financial statements of Finzelberg. Indicate in which financial statement(s) each item would appear.
 - a. Service revenue.
 - b. Equipment.
 - c. Advertising expense.
 - d. Accounts receivable.
 - e. Common stock.
 - f. Interest payable.
9. Why would a bank want to monitor the dividend payment practices of the corporations to which it lends money?
10. "A company's net income appears directly on the income statement and the retained earnings statement, and it is included indirectly in the company's balance sheet." Do you agree? Explain.
11. What is the primary purpose of the statement of cash flows?
12. What are the three main categories of the statement of cash flows? Why do you think these categories were chosen?
13. What is retained earnings? What items increase the balance in retained earnings? What items decrease the balance in retained earnings?
14. What is the basic accounting equation?
15. a. Define the terms assets, liabilities, and stockholders' equity.
b. What items affect stockholders' equity?
16. Which of these items are liabilities of White Glove Cleaning Service?
 - a. Cash.
 - b. Accounts payable.
 - c. Dividends.
 - d. Accounts receivable.
 - e. Supplies.
 - f. Equipment.
 - g. Salaries and wages payable.
 - h. Service revenue.
 - i. Rent expense.
17. How are each of the following financial statements interrelated? (a) Retained earnings statement and income statement. (b) Retained earnings statement and balance sheet. (c) Balance sheet and statement of cash flows.
18. What is the purpose of the management discussion and analysis section (MD&A)?
19. Why is it important for financial statements to receive an unqualified auditor's opinion?
20. What types of information are presented in the notes to the financial statements?
21. The accounting equation is $\text{Assets} = \text{Liabilities} + \text{Stockholders' Equity}$. Appendix A reproduces **Apple's** financial statements. Replacing words in the equation with dollar amounts, what is Apple's accounting equation at September 30, 2017?

Brief Exercises

BE1.1 (LO 1), K Match each of the following forms of business organization with a set of characteristics: sole proprietorship (SP), partnership (P), corporation (C).

Describe forms of business organization.

- a. ____ Shared control, tax advantages, increased skills and resources.
- b. ____ Simple to set up and maintains control with owner.
- c. ____ Easier to transfer ownership and raise funds, no personal liability.

BE1.2 (LO 1), K Match each of the following types of evaluation with one of the listed users of accounting information.

Identify users of accounting information.

1. Trying to determine whether the company complied with tax laws.
 2. Trying to determine whether the company can pay its obligations.
 3. Trying to determine whether an advertising proposal will be cost-effective.
 4. Trying to determine whether the company's net income will result in a stock price increase.
 5. Trying to determine whether the company should employ debt or equity financing.
- a. ____ Investors in common stock.
 - b. ____ Marketing managers.
 - c. ____ Creditors.
 - d. ____ Chief Financial Officer.
 - e. ____ Internal Revenue Service.

BE1.3 (LO 2), K Indicate to which business activity, operating activity (O), investing activity (I), or financing activity (F), each item relates.

Classify items by activity.

- a. ____ Cash received from customers.
- b. ____ Cash paid to stockholders (dividends).
- c. ____ Cash received from issuing new common stock.
- d. ____ Cash paid to suppliers.
- e. ____ Cash paid to purchase a new office building.

BE1.4 (LO 3), C Presented below are a number of transactions. Determine whether each transaction affects common stock (C), dividends (D), revenues (R), expenses (E), or does not affect stockholders' equity (NSE). Provide titles for the revenues and expenses.

Determine effect of transactions on stockholders' equity.

- a. Costs incurred for advertising.
- b. Cash received for services performed.
- c. Costs incurred for insurance.
- d. Amounts paid to employees.
- e. Cash distributed to stockholders.
- f. Cash received in exchange for allowing the use of the company's building.
- g. Costs incurred for utilities used.
- h. Cash purchase of equipment.
- i. Cash received from investors.

Prepare a balance sheet.

BE1.5 (LO 3), AP In alphabetical order below are balance sheet items for Karol Company at December 31, 2022. Prepare a balance sheet following the format of Illustration 1.7.

Accounts payable	\$65,000
Accounts receivable	71,000
Cash	22,000
Common stock	18,000
Retained earnings	10,000

Determine where items appear on financial statements.

BE1.6 (LO 3), K Eskimo Pie Corporation markets a broad range of frozen treats, including its famous Eskimo Pie ice cream bars. The following items were taken from a recent income statement and balance sheet. In each case, identify whether the item would appear on the balance sheet (BS) or income statement (IS).

- a. _____ Income tax expense.
- b. _____ Inventory.
- c. _____ Accounts payable.
- d. _____ Retained earnings.
- e. _____ Equipment.
- f. _____ Sales revenue.
- g. _____ Cost of goods sold.
- h. _____ Common stock.
- i. _____ Accounts receivable.
- j. _____ Interest expense.

Determine proper financial statement.

BE1.7 (LO 3), K Indicate which statement you would examine to find each of the following items: income statement (IS), balance sheet (BS), retained earnings statement (RES), or statement of cash flows (SCF).

- a. Revenue during the period.
- b. Supplies on hand at the end of the year.
- c. Cash received from issuing new bonds during the period.
- d. Total debts outstanding at the end of the period.

Use basic accounting equation.

BE1.8 (LO 3), AP Use the basic accounting equation to answer these questions.

- a. The liabilities of Lantz Company are \$90,000 and the stockholders' equity is \$230,000. What is the amount of Lantz's total assets?
- b. The total assets of Salley Company are \$170,000 and its stockholders' equity is \$80,000. What is the amount of its total liabilities?
- c. The total assets of Brandon Co. are \$800,000 and its liabilities are equal to one-fourth of its total assets. What is the amount of Brandon's stockholders' equity?

Use basic accounting equation.

BE1.9 (LO 3), AP At the beginning of the year, Morales Company had total assets of \$800,000 and total liabilities of \$500,000. (Treat each item independently.)

- a. If total assets increased \$150,000 during the year and total liabilities decreased \$80,000, what is the amount of stockholders' equity at the end of the year?
- b. During the year, total liabilities increased \$100,000 and stockholders' equity decreased \$70,000. What is the amount of total assets at the end of the year?
- c. If total assets decreased \$80,000 and stockholders' equity increased \$110,000 during the year, what is the amount of total liabilities at the end of the year?

Identify assets, liabilities, and stockholders' equity.

BE1.10 (LO 3), K Indicate whether each of these items is an asset (A), a liability (L), or part of stockholders' equity (SE).

- a. Accounts receivable.
- b. Salaries and wages payable.
- c. Equipment.
- d. Supplies.
- e. Common stock.
- f. Notes payable.

BE1.11 (LO 3), K Which is **not** a required part of an annual report of a publicly traded company?

- a. Statement of cash flows.
- b. Notes to the financial statements.
- c. Management discussion and analysis.
- d. All of these are required.

Determine required parts of annual report.

DO IT! Exercises

DO IT! 1.1 (LO 1), C Identify each of the following organizational characteristics with the business organizational form or forms with which it is associated.

- a. Easier to transfer ownership.
- b. Easier to raise funds.
- c. More owner control.
- d. Tax advantages.
- e. No personal legal liability.

Identify benefits of business organization forms.

DO IT! 1.2 (LO 2), K Classify each item as an asset, liability, common stock, revenue, or expense.

- a. Issuance of ownership shares.
- b. Land purchased.
- c. Amounts owed to suppliers.
- d. Bonds payable.
- e. Amount earned from selling a product.
- f. Cost of advertising.

Classify financial statement elements.

DO IT! 1.3a (LO 3), AP Gray Corporation began operations on January 1, 2022. The following information is available for Gray on December 31, 2022.

Prepare financial statements.

Accounts payable	\$ 5,000	Notes payable	\$ 7,000
Accounts receivable	2,000	Rent expense	10,000
Advertising expense	4,000	Retained earnings	?
Cash	3,100	Service revenue	25,000
Common stock	15,000	Supplies	1,900
Dividends	2,500	Supplies expense	1,700
Equipment	26,800		

Prepare an income statement, a retained earnings statement, and a balance sheet for Gray Corporation.

DO IT! 1.3b (LO 3), K Indicate whether each of the following items is most closely associated with the management discussion and analysis (MD&A), the notes to the financial statements, or the auditor's report.

Identify components of annual reports.

- a. Description of ability to pay near-term obligations.
- b. Unqualified opinion.
- c. Details concerning liabilities, too voluminous to be included in the statements.
- d. Description of favorable and unfavorable trends.
- e. Certified public accountant (CPA).
- f. Descriptions of significant accounting policies.

Exercises

E1.1 (LO 1, 2, 3), K Here is a list of words or phrases discussed in this chapter:

Match items with descriptions.

- 1. Corporation
- 2. Creditor
- 3. Accounts receivable
- 4. Partnership
- 5. Stockholder
- 6. Common stock
- 7. Accounts payable
- 8. Auditor's opinion

Instructions

Match each word or phrase with the best description of it.

- _____ a. An expression about whether financial statements conform with generally accepted accounting principles.
- _____ b. A business that raises money by issuing shares of stock.
- _____ c. The portion of stockholders' equity that results from receiving cash from investors.

- _____ d. Obligations to suppliers of goods.
- _____ e. Amounts due from customers.
- _____ f. A party to whom a business owes money.
- _____ g. A party that invests in common stock.
- _____ h. A business that is owned jointly by two or more individuals but does not issue stock.

Match items with descriptions.

E1.2 (LO 1, 2, 3), K The following list of terms or phrases are discussed in this chapter.

1. Certified public accountant (CPA)

2. Management discussion and analysis (MD&A)

3. Revenue

4. Dividends

5. Stockholders' equity

6. Net loss
7. Sole proprietorship

8. Basic accounting equation

9. Expenses

10. Liabilities

11. Sarbanes-Oxley Act (SOX)

Instructions

Match each term or phrase to its description below.

- a. _____ Assets = Liabilities + Stockholders' Equity.
- b. _____ An individual who has met certain criteria and is thus allowed to perform audits of corporations.
- c. _____ Payments of cash from a corporation to its stockholders.
- d. _____ The cost of assets consumed or services used in the process of generating revenues.
- e. _____ Amounts owed to creditors in the form of debts and other obligations.
- f. _____ A section of the annual report that presents management's views on the company's ability to pay near-term obligations, its ability to fund operations and expansion, and its results of operations.
- g. _____ The amount by which expenses exceed revenues.
- h. _____ The increase in assets or decrease in liabilities resulting from the sale of goods or the performance of services in the normal course of business.
- i. _____ Regulations passed by Congress to reduce unethical corporate behavior.
- j. _____ A business owned by one person.
- k. _____ The owners' claim to assets.

Identify business activities.

E1.3 (LO 2), C All businesses are involved in three types of activities—financing, investing, and operating. Listed below are the names and descriptions of companies in several different industries.

- Abitibi Consolidated Inc.**—manufacturer and marketer of newsprint
- Cal State–Northridge Std't Union**—university student union
- Oracle Corporation**—computer software developer and retailer
- Sportsco Investments**—owner of the Vancouver Canucks hockey club
- Grant Thornton LLP**—professional accounting and business advisory firm
- Southwest Airlines**—low-cost airline

Instructions

- a. For each of the above companies, provide examples of (1) a financing activity, (2) an investing activity, and (3) an operating activity that the company likely engages in.
- b. Which of the activities that you identified in (a) are common to most businesses? Which activities are not?

Classify accounts.

E1.4 (LO 2, 3), C The Bonita Vista Golf & Country Club details the following accounts in its financial statements.

Accounts payable	_____
Accounts receivable	_____
Equipment	_____
Sales revenue	_____
Service revenue	_____
Inventory	_____
Mortgage payable	_____
Supplies expense	_____
Rent expense	_____
Salaries and wages expense	_____

Instructions

Classify each of the accounts as an asset (A), liability (L), stockholders' equity (SE), revenue (R), or expense (E) item.

E1.5 (LO 3), AP This information relates to Benser Co. for the year 2022.

Prepare income statement and retained earnings statement.

Retained earnings, January 1, 2022	\$67,000
Advertising expense	1,800
Dividends	6,000
Rent expense	10,400
Service revenue	58,000
Utilities expense	2,400
Salaries and wages expense	30,000

Instructions

Prepare an income statement and a retained earnings statement for the year ending December 31, 2022.

E1.6 (LO 3), AP Suppose the following information was taken from the 2022 financial statements of pharmaceutical giant **Merck and Co.** (All dollar amounts are in millions.)

Prepare income statement and retained earnings statement.

Retained earnings, January 1, 2022	\$43,698.8
Cost of goods sold	9,018.9
Selling and administrative expenses	8,543.2
Dividends	3,597.7
Sales revenue	38,576.0
Research and development expense	5,845.0
Income tax expense	2,267.6

Instructions

- After analyzing the data, prepare an income statement and a retained earnings statement for the year ending December 31, 2022.
- Suppose that Merck decided to reduce its research and development expense by 50%. What would be the short-term implications? What would be the long-term implications? How do you think the stock market would react?

E1.7 (LO 3), AP Presented here is information for Zheng Inc. for 2022.

Prepare a retained earnings statement.

Retained earnings, January 1	\$130,000
Service revenue	400,000
Total expenses	175,000
Dividends	65,000

Instructions

Prepare the 2022 retained earnings statement for Zheng Inc.

E1.8 (LO 3), AP The following information is available for Randall Inc.

Prepare a balance sheet.

Accounts receivable	\$ 2,400	Cash	\$ 6,250
Accounts payable	3,700	Supplies	3,760
Interest payable	580	Unearned service revenue	850
Salaries and wages expense	4,500	Service revenue	40,920
Notes payable	31,500	Salaries and wages payable	745
Common stock	50,700	Depreciation expense	670
Inventory	2,840	Equipment (net)	108,200

Instructions

Using the information above, prepare a balance sheet as of December 31, 2022. (*Hint: Solve for the missing retained earnings amount.*)

E1.9 (LO 3), AP Consider each of the following independent situations.

Interpret financial facts.

- The retained earnings statement of Lee Corporation shows dividends of \$68,000, while net income for the year was \$75,000.

- b. The statement of cash flows for Steele Corporation shows that cash provided by operating activities was \$10,000, cash used in investing activities was \$110,000, and cash provided by financing activities was \$130,000.

Instructions

For each company, provide a brief discussion interpreting these financial facts. For example, you might discuss the company's financial health or its apparent growth philosophy.

Identify financial statement components and prepare income statement.

E1.10 (LO 3), C The following items and amounts were taken from Lonyear Inc.'s 2022 income statement and balance sheet.

_____ Cash	\$ 84,700	_____ Accounts receivable	\$ 88,419
_____ Retained earnings	123,192	_____ Sales revenue	584,951
_____ Cost of goods sold	438,458	_____ Notes payable	6,499
_____ Salaries and wages expense	115,131	_____ Accounts payable	49,384
_____ Prepaid insurance	7,818	_____ Service revenue	4,806
_____ Inventory	64,618	_____ Interest expense	1,882

Instructions

- a. In each case, identify on the blank line whether the item is an asset (A), liability (L), stockholders' equity (SE), revenue (R), or expense (E) item.
- b. Prepare an income statement for Lonyear Inc. for the year ended December 31, 2022.

Identify financial statement components and prepare income statement.

E1.11 (LO 3), AP The following items and amounts were taken from Familia Inc.'s 2022 income statement and balance sheet, the end of its first year of operations.

_____ Interest expense	\$ 2,200	_____ Equipment, net	\$54,700
_____ Interest payable	700	_____ Depreciation expense	3,200
_____ Notes payable	11,800	_____ Supplies	4,100
_____ Sales revenue	44,300	_____ Common stock	26,800
_____ Cash	2,900	_____ Supplies expense	900
_____ Salaries and wages expense	15,600		

Instructions

- a. In each case, identify on the blank line whether the item is an asset (A), liability (L), stockholders' equity (SE), revenue (R), or expense (E) item.
- b. Prepare an income statement for Familia Inc. for December 31, 2022.

Calculate missing amounts.

E1.12 (LO 3), AN Here are incomplete financial statements for Donovan, Inc.

Donovan, Inc. Balance Sheet			
Assets		Liabilities and Stockholders' Equity	
Cash	\$ 7,000	Liabilities	
Inventory	10,000	Accounts payable	\$ 5,000
Buildings (net)	45,000	Stockholders' equity	
Total assets	<u>\$62,000</u>	Common stock	(a)
		Retained earnings	(b)
		Total liabilities and stockholders' equity	<u>\$62,000</u>
Income Statement			
Revenues		\$85,000	
Cost of goods sold		(c)	
Salaries and wages expense		10,000	
Net income		<u>\$ (d)</u>	
Retained Earnings Statement			
Beginning retained earnings		\$12,000	
Add: Net income		(e)	
Less: Dividends		5,000	
Ending retained earnings		<u>\$27,000</u>	

Instructions

Calculate the missing amounts.

E1.13 (LO 3), AN Here are incomplete financial statements for Oway Corporation.

Calculate missing amounts.

Oway Corporation. Balance Sheet			
Assets		Liabilities and Stockholders' Equity	
Cash	\$ 29,000	Liabilities	
Supplies	(a)	Notes payable	\$22,000
Equipment (net)	65,000	Stockholders' equity	
Total assets	\$ (b)	Common stock	38,000
		Retained earnings	(c)
		Total liabilities and stockholders' equity	\$ (d)

Income Statement	
Revenues	\$53,000
Depreciation expense	(e)
Salaries and wages expense	10,000
Interest expense	1,000
Net income	\$25,000

Retained Earnings Statement	
Beginning retained earnings	\$ (f)
Add: Net income	(g)
Less: Dividends	6,000
Ending retained earnings	\$37,000

Instructions

Calculate the missing amounts.

E1.14 (LO 3), AP Otay Lakes Park is a private camping ground near the Mount Miguel Recreation Area. It has compiled the following financial information as of December 31, 2022.

Compute net income and prepare a balance sheet.

Service revenue (from camping fees)	\$132,000	Dividends	\$ 9,000
Sales revenue (from general store)	25,000	Notes payable	50,000
Accounts payable	11,000	Expenses during 2022	126,000
Cash	8,500	Supplies	5,500
Equipment	114,000	Common stock	40,000
		Retained earnings (1/1/2022)	5,000

Instructions

- Determine Otay Lakes Park's net income for 2022.
- Prepare a retained earnings statement and a balance sheet for Otay Lakes Park as of December 31, 2022.
- Upon seeing this income statement, Walt Jones, the campground manager, immediately concluded, "The general store is more trouble than it is worth—let's get rid of it." The marketing director isn't so sure this is a good idea. What do you think?

E1.15 (LO 3), AP Kellogg Company is the world's leading producer of ready-to-eat cereal and a leading producer of grain-based convenience foods such as frozen waffles and cereal bars. Suppose the following items were taken from its 2022 income statement and balance sheet. (All dollars are in millions.)

Identify financial statement components and prepare an income statement.

Retained earnings	\$5,481	Bonds payable	\$ 4,835
Cost of goods sold	7,184	Inventory	910
Selling and administrative expenses	3,390	Sales revenue	12,575
Cash	334	Accounts payable	1,077
Notes payable	44	Common stock	105
Interest expense	295	Income tax expense	498

Instructions

- In each case, identify whether the item is an asset (A), liability (L), stockholders' equity (SE), revenue (R), or expense (E).
- Prepare an income statement for Kellogg Company for the year ended December 31, 2022.

Prepare a statement of cash flows.

E1.16 (LO 3), AP This information is for Williams Corporation for the year ended December 31, 2022.

Cash received from lenders	\$20,000
Cash received from customers	50,000
Cash paid for new equipment	28,000
Cash dividends paid	8,000
Cash paid to suppliers	16,000
Cash balance 1/1/22	12,000

Instructions

- Prepare the 2022 statement of cash flows for Williams Corporation.
- Suppose you are one of Williams' creditors. Referring to the statement of cash flows, evaluate Williams' ability to repay its creditors.

Prepare a statement of cash flows.

E1.17 (LO 3), AP Suppose the following data are derived from the 2022 financial statements of **Southwest Airlines**. (All dollars are in millions.) Southwest has a December 31 year-end.

Cash balance, January 1, 2022	\$1,390
Cash paid for repayment of debt	122
Cash received from issuance of common stock	144
Cash received from issuance of long-term debt	500
Cash received from customers	9,823
Cash paid for property and equipment	1,529
Cash paid for dividends	14
Cash paid for repurchase of common stock	1,001
Cash paid for goods and services	6,978

Instructions

- After analyzing the data, prepare a statement of cash flows for Southwest Airlines for the year ended December 31, 2022.
- Discuss whether the company's net cash provided by operating activities was sufficient to finance its investing activities. If it was not, how did the company finance its investing activities?

Correct an incorrectly prepared balance sheet.

E1.18 (LO 3), AP Wayne Holtz is the bookkeeper for Beeson Company. Wayne has been trying to get the balance sheet of Beeson Company to balance. It finally balanced, but now he's not sure it is correct.

Beeson Company Balance Sheet December 31, 2022

<u>Assets</u>		<u>Liabilities and Stockholders' Equity</u>	
Cash	\$18,000	Accounts payable	\$16,000
Supplies	9,500	Accounts receivable	(12,000)
Equipment	40,000	Common stock	40,000
Dividends	8,000	Retained earnings	31,500
Total assets	<u>\$75,500</u>	Total liabilities and stockholders' equity	<u>\$75,500</u>

Instructions

Prepare a correct balance sheet.

Classify items as assets, liabilities, and stockholders' equity and prepare accounting equation.



E1.19 (LO 3), AP Suppose the following items were taken from the balance sheet of **Nike, Inc.** (All dollars are in millions.)

1. Cash	\$2,291.1	7. Inventory	\$2,357.0
2. Accounts receivable	2,883.9	8. Income taxes payable	86.3
3. Common stock	2,874.2	9. Equipment	1,957.7
4. Notes payable	342.9	10. Retained earnings	5,818.9
5. Buildings	3,759.9	11. Accounts payable	2,815.8
6. Mortgage payable	1,311.5		

Instructions

Perform each of the following.

- Classify each of these items as an asset, liability, or stockholders' equity, and determine the total dollar amount for each classification.

- b. Determine Nike's accounting equation by calculating the value of total assets, total liabilities, and total stockholders' equity.
- c. To what extent does Nike rely on debt versus equity financing?

E1.20 (LO 3), AN The summaries of data from the balance sheet, income statement, and retained earnings statement for two corporations, Walco Corporation and Gunther Enterprises, are presented as follows for 2022.

Use financial statement relationships to determine missing amounts.

	<u>Walco Corporation</u>	<u>Gunther Enterprises</u>
Beginning of year		
Total assets	\$110,000	\$150,000
Total liabilities	70,000	(d)
Total stockholders' equity	(a)	70,000
End of year		
Total assets	(b)	180,000
Total liabilities	120,000	55,000
Total stockholders' equity	60,000	(e)
Changes during year in retained earnings		
Dividends	(c)	5,000
Total revenues	215,000	(f)
Total expenses	165,000	80,000

Instructions

Determine the missing amounts. Assume all changes in stockholders' equity are due to changes in retained earnings.

E1.21 (LO 3), K The annual report provides financial information in a variety of formats, including the following.

Classify various items in an annual report.

- Management discussion and analysis (MD&A)
- Financial statements
- Notes to the financial statements
- Auditor's opinion

Instructions

For each of the following, state in what area of the annual report the item would be presented. If the item would probably not be found in an annual report, state "Not disclosed."

- a. The total cumulative amount received from stockholders in exchange for common stock.
- b. An independent assessment concerning whether the financial statements present a fair depiction of the company's results and financial position.
- c. The interest rate that the company is being charged on all outstanding debts.
- d. Total revenue from operating activities.
- e. Management's assessment of the company's results.
- f. The names and positions of all employees hired in the last year.

Problems: Set A

P1.1A (LO 1), C Writing Presented below are five independent situations.

Determine forms of business organization.

- a. Three physics professors at MIT have formed a business to improve the speed of information transfer over the Internet for stock exchange transactions. Each has contributed an equal amount of cash and knowledge to the venture. Although their approach looks promising, they are concerned about the legal liabilities that their business might confront.
- b. Bob Colt, a college student looking for summer employment, opened a bait shop in a small shed at a local marina.
- c. Alma Ortiz and Jaime Falco each owned separate shoe manufacturing businesses. They have decided to combine their businesses. They expect that within the coming year they will need significant funds to expand their operations.