

Financial & Managerial Accounting Information for Decisions

8th
edition



168 bpm



0:10:43
per mile




10K



1:06:37



517
cal



Financial & Managerial Accounting

8th
edition

INFORMATION FOR DECISIONS


John J. Wild

University of Wisconsin at Madison

Ken W. Shaw

University of Missouri at Columbia





**To my students and family, especially Kimberly, Jonathan, Stephanie, and Trevor.
To my wife Linda and children Erin, Emily, and Jacob.**

FINANCIAL AND MANAGERIAL ACCOUNTING: INFORMATION FOR DECISIONS, EIGHTH EDITION

Published by McGraw-Hill Education, 2 Penn Plaza, New York, NY 10121. Copyright ©2019 by McGraw-Hill Education. All rights reserved. Printed in the United States of America. Previous editions ©2018, 2016, and 2013. No part of this publication may be reproduced or distributed in any form or by any means, or stored in a database or retrieval system, without the prior written consent of McGraw-Hill Education, including, but not limited to, in any network or other electronic storage or transmission, or broadcast for distance learning.

Some ancillaries, including electronic and print components, may not be available to customers outside the United States.

This book is printed on acid-free paper.

1 2 3 4 5 6 7 8 9 LWI 21 20 19 18

ISBN 978-1-260-24785-5 (bound edition)

MHID 1-260-24785-6 (bound edition)

ISBN 978-1-260-41719-7 (loose-leaf edition)

MHID 1-260-41719-0 (loose-leaf edition)

Executive Portfolio Manager: *Steve Schuetz*

Product Developers: *Michael McCormick, Christina Sanders*

Marketing Manager: *Michelle Williams*

Content Project Managers: *Lori Koetters, Brian Nacik*

Buyer: *Sandy Ludovissy*

Design: *Debra Kubiak*

Content Licensing Specialist: *Melissa Homer*

Cover Image: *Runner: ©Maridav/Shutterstock; Statistics icons: ©A-spring/Shutterstock;*

Background image: ©Vector work/Shutterstock

Compositor: *Aptara®, Inc.*

All credits appearing on page or at the end of the book are considered to be an extension of the copyright page.

Library of Congress Cataloging-in-Publication Data

Names: Wild, John J., author. | Shaw, Ken W., author.

Title: Financial and managerial accounting : information for decisions / John J. Wild, University of Wisconsin at Madison, Ken W. Shaw, University of Missouri at Columbia.


Description: 8th Edition. | Dubuque, IA : McGraw-Hill Education, [2018] | Revised edition of Financial and managerial accounting, [2018] | Includes bibliographical references and index.

Identifiers: LCCN 2018035310 | ISBN 9781260247855 (alk. paper) | ISBN 1260247856 (alk. paper)

Subjects: LCSH: Accounting. | Managerial accounting.

Classification: LCC HF5636 .W674b 2018 | DDC 658.15/11—dc23 LC record available at <https://lccn.loc.gov/2018035310>

The Internet addresses listed in the text were accurate at the time of publication. The inclusion of a website does not indicate an endorsement by the authors or McGraw-Hill Education, and McGraw-Hill Education does not guarantee the accuracy of the information presented at these sites.



About the Authors



Courtesy of John J. Wild

JOHN J. WILD is a distinguished professor of accounting at the University of Wisconsin at Madison. He previously held appointments at Michigan State University and the University of Manchester in England. He received his BBA, MS, and PhD from the University of Wisconsin.

John teaches accounting courses at both the undergraduate and graduate levels. He has received numerous teaching honors, including the Mabel W. Chipman Excellence-in-

Teaching Award and the departmental Excellence-in-Teaching Award, and he is a two-time recipient of the Teaching Excellence Award from business graduates at the University of Wisconsin. He also received the Beta Alpha Psi and Roland F. Salmonson Excellence-in-Teaching Award from Michigan State University. John has received several research honors, is a past KPMG Peat Marwick National Fellow, and is a recipient of fellowships from the American Accounting Association and the Ernst and Young Foundation.



Courtesy of Ken W. Shaw

KEN W. SHAW is an associate professor of accounting and the KPMG/Joseph A. Silviso Distinguished Professor of Accounting at the University of Missouri. He previously was on the faculty at the University of Maryland at College Park. He has also taught in international programs at the University of Bergamo (Italy) and the University of Alicante (Spain). He received an accounting degree from Bradley University and an MBA and PhD from the

University of Wisconsin. He is a Certified Public Accountant with work experience in public accounting.

Ken teaches accounting at the undergraduate and graduate levels. He has received numerous School of Accountancy, College of Business, and university-level teaching awards. He was voted the “Most Influential Professor” by four School of Accountancy graduating classes and is a two-time recipient of the O’Brien

John is an active member of the American Accounting Association and its sections. He has served on several committees of these organizations, including the Outstanding Accounting Educator Award, Wildman Award, National Program Advisory, Publications, and Research Committees. John is author of *Financial Accounting*, *Managerial Accounting*, *Fundamental Accounting Principles*, and *College Accounting*, all published by McGraw-Hill Education.

John’s research articles on accounting and analysis appear in *The Accounting Review*; *Journal of Accounting Research*; *Journal of Accounting and Economics*; *Contemporary Accounting Research*; *Journal of Accounting, Auditing and Finance*; *Journal of Accounting and Public Policy*; *Accounting Horizons*; and other journals. He is past associate editor of *Contemporary Accounting Research* and has served on several editorial boards including *The Accounting Review* and the *Journal of Accounting and Public Policy*.

In his leisure time, John enjoys hiking, sports, boating, travel, people, and spending time with family and friends.

Excellence in Teaching Award. He is the advisor to his school’s chapter of the Association of Certified Fraud Examiners.

Ken is an active member of the American Accounting Association and its sections. He has served on many committees of these organizations and presented his research papers at national and regional meetings. Ken’s research appears in the *Journal of Accounting Research*; *The Accounting Review*; *Contemporary Accounting Research*; *Journal of Financial and Quantitative Analysis*; *Journal of the American Taxation Association*; *Strategic Management Journal*; *Journal of Accounting, Auditing, and Finance*; *Journal of Financial Research*; and other journals. He has served on the editorial boards of *Issues in Accounting Education*; *Journal of Business Research*; and *Research in Accounting Regulation*. Ken is co-author of *Fundamental Accounting Principles*, *Managerial Accounting*, and *College Accounting*, all published by McGraw-Hill Education.

In his leisure time, Ken enjoys tennis, cycling, music, and coaching his children’s sports teams.

Author Letter

Using Learning Science and Data Analytics

We use data to make decisions and maximize performance. Like the runner on the cover who uses data to track her progress, we used student performance data to identify content areas that can be made more direct, concise, and systematic.

Learning science reveals that students do not read large chunks of text, so we streamlined this edition to present it in a more focused, succinct, blocked format to improve student learning and retention. Our new edition delivers the same content in 112 fewer pages. Visual aids and numerous videos offer additional learning aids. New summary Cheat Sheets conclude each chapter to visually reinforce key concepts and procedures.

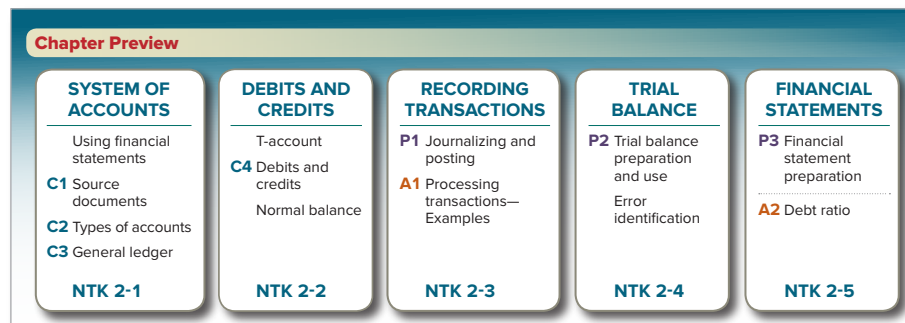
Our new edition has over 1,500 videos to engage students and improve outcomes:

- **Concept Overview Videos**—cover each chapter’s learning objectives with multimedia presentations that include Knowledge Checks to engage students and assess comprehension.
- **Need-to-Know Demos**—walk-through demonstrations of key procedures and analysis to ensure success with assignments and tests.
- **Guided Examples (Hints)**—step-by-step walk-through of assignments that mimic Quick Studies, Exercises, and General Ledger.

Difference Makers in Teaching . . .

Learning Science

Learning analytics show that students learn better when material is broken into “blocks” of content. Each chapter opens with a visual preview. Learning objective numbers highlight the location of related content. Each “block” of content concludes with a Need-to-Know (NTK) to aid and reinforce student learning. Visual aids and concise, bullet-point discussions further help students learn.



Sales Discounts, Returns, and Allowances—Adjusting Entries

Revenue recognition rules require sales to be reported at the amount expected to be received. This means that period-end adjusting entries are commonly made for

- Expected sales discounts.
- Expected returns and allowances (revenue side).
- Expected returns and allowances (cost side).

These three adjustments produce three new accounts: Allowance for Sales Discounts, Sales Refund Payable, and Inventory Returns Estimated. Appendix 4B covers these accounts and the adjusting entries.

Revenue

New Revenue Recognition

- Wild uses the popular gross method for merchandising transactions (net method is covered in an appendix). The gross method is widely used in practice and best for student success.
- Adjusting entries for new revenue recognition rules are included in an appendix. Assignments are clearly marked and separated. Wild is GAAP compliant.

Up-to-Date

This book reflects changes in accounting for revenue recognition, investments, leases, and extraordinary items. It is important that students learn GAAP accounting.

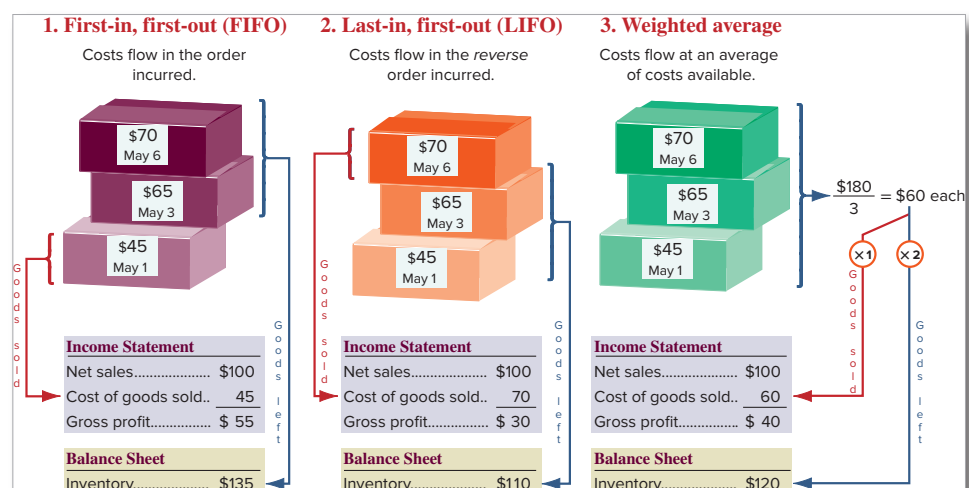
Less Is More

Wild has markedly fewer pages than competing books covering the same material.

- The text is to the point and uses visuals to aid student learning.
- Bullet-point discussions and active writing aid learning.
- The 8th edition has 112 fewer pages than the 7th edition—a 10% reduction!

Visual Learning

- Learning analytics tell us today's students do not read large blocks of text. Wild has adapted to student needs by having informative visual aids throughout. Many visuals and exhibits are new to this edition.



Videos

- A growing number of students now learn accounting online. **Wild offers over 1,500** videos designed to increase student engagement and improve outcomes.
- Hundreds of hint videos or Guided Examples provide a narrated, animated, step-by-step walk-through of select exercises similar to those assigned. These short presentations, which can be turned on or off by instructors, provide reinforcement when students need it most. (Exercise PowerPoints are available for instructors.)
- Concept Overview Videos cover each chapter's learning objectives with narrated, animated presentations that frequently assess comprehension. Wild's concept overview presentations cover learning objectives broken down into over 700 videos.



Need-to-Know Demos

Need-to-Know demonstrations are located at key junctures in each chapter. These demonstrations pose questions about the material just presented—content that students “need to know” to learn accounting. Accompanying solutions walk students through key procedures and analysis necessary to be successful with homework and test materials.

Need-to-Know demonstrations are supplemented with narrated, animated, step-by-step walk-through videos led by an instructor and available via **Connect**.

A retailer uses the allowance method. Record the following transactions.

- Dec. 31 The retailer estimates \$3,000 of its accounts receivable are uncollectible at its year-end.
 Feb. 14 The retailer determines that it cannot collect \$400 of its accounts receivable from a customer named ZZZ Company.
 Apr. 1 ZZZ Company unexpectedly pays its account in full to the retailer, which then records its recovery of this bad debt.

NEED-TO-KNOW 7-3

Entries under Allowance Method

P2



Solution

Dec. 31	Bad Debts Expense	3,000	
	Allowance for Doubtful Accounts.....		3,000
	<i>Record estimated bad debts.</i>		
Feb. 14	Allowance for Doubtful Accounts	400	
	Accounts Receivable—ZZZ Co.		400
	<i>Write off an account.</i>		
Apr. 1	Accounts Receivable—ZZZ Co.	400	
	Allowance for Doubtful Accounts.....		400
	<i>Reinstate an account previously written off.</i>		
Apr. 1	Cash	400	
	Accounts Receivable—ZZZ Co.		400
	<i>Record cash received on account.</i>		

Do More: QS 7-4, QS 7-5, E 7-5

Comprehensive Need-to-Know Comprehensive Need-to-Knows are problems that draw on material from the entire chapter. They include a complete solution, allowing students to review the entire problem-solving process and achieve success.

Difference Makers in Teaching . . .

Driving Decisions

Whether we prepare, analyze, or apply accounting information, one skill remains essential: decision making. To help develop good decision-making habits and to show the relevance of accounting, we use a learning framework.

- **Decision Insight** provides context for business decisions.
- **Decision Ethics** and **Decision Maker** are role-playing scenarios that show the relevance of accounting.
- **Decision Analysis** provides key tools to assess company performance.

Decision Analysis

Debt Ratio

A2 Compute the debt ratio and describe its use in analyzing financial condition.

EXHIBIT 2.17 Debt Ratio

It is important to assess a company's risk of failing to pay its debts. Companies finance their assets with either liabilities or equity. A company that finances a relatively large portion of its assets with liabilities is said to have higher *financial leverage*. Higher financial leverage means greater risk because liabilities must be repaid and often require regular interest payments (equity financing does not). One measure of the risk associated with liabilities is the **debt ratio** as defined in Exhibit 2.17.

$$\text{Debt ratio} = \frac{\text{Total liabilities}}{\text{Total assets}}$$

Decision Insight

System's Fine Print **Nintendo's** stock increased greatly after the huge success of *Pokémon Go*. However, few investors read Nintendo's disclosures that said it owned less than one-third of the company that developed the app. When investors realized this, the stock dropped 17%, representing over \$6 billion in value.

Decision Ethics

Payables Manager As a new accounts payable manager, you are being trained by the outgoing manager. She explains that the system prepares checks for amounts net of favorable cash discounts, and the checks are dated the last day of the discount period. She tells you that checks are not mailed until five days later, adding that "the company gets free use of cash for an extra five days, and our department looks better." Do you continue this policy? **Answer:** One point of view is that the late payment policy is unethical. A deliberate plan to make late payments means the company lies when it pretends to make payment within the discount period. Another view is that the late payment policy is acceptable. Some believe attempts to take discounts through late payments are accepted as "price negotiation."

Decision Maker

Entrepreneur You open a wholesale business selling entertainment equipment to retail outlets. Most of your customers want to buy on credit. How can you use the balance sheets of customers to decide which ones to extend credit to? **Answer:** We use the accounting equation (Assets = Liabilities + Equity) to identify risky customers to whom we would not want to extend credit. A balance sheet provides amounts for each of these key components. The lower a customer's equity is relative to liabilities, the less likely you would be to extend credit. A low equity means the business already has many creditor claims to it.

Accounting Analytics

New to this edition, Accounting Analysis assignments have students evaluate the most current financial statements from Apple, Google, and Samsung. Students compute key metrics and compare performance between companies and industry. These assignments are auto-gradable in Connect and are included after Problem Set B in the text.

AA 7-2 Comparative figures for **Apple** and **Google** follow.

\$ millions	Apple			Google		
	Current Year	One Year Prior	Two Years Prior	Current Year	One Year Prior	Two Years Prior
Accounts receivable, net . . .	\$ 17,874	\$ 15,754	\$ 16,849	\$ 18,336	\$14,137	\$11,556
Net sales	229,234	215,639	233,715	110,855	90,272	74,989

Required

1. Compute the accounts receivable turnover for (a) Apple and (b) Google for each of the two most recent years using the data shown.
2. Compute how many days, *on average*, it takes to collect receivables for the two most recent years for (a) Apple and (b) Google.
3. Which company more quickly collects its accounts receivable in the current year?

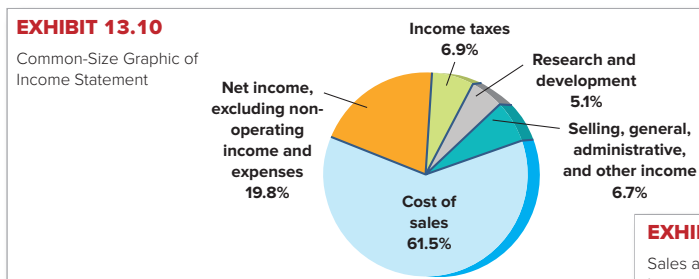
HINT: Average collection period equals 365 divided by the accounts receivable turnover.

COMPARATIVE ANALYSIS
A1 P2

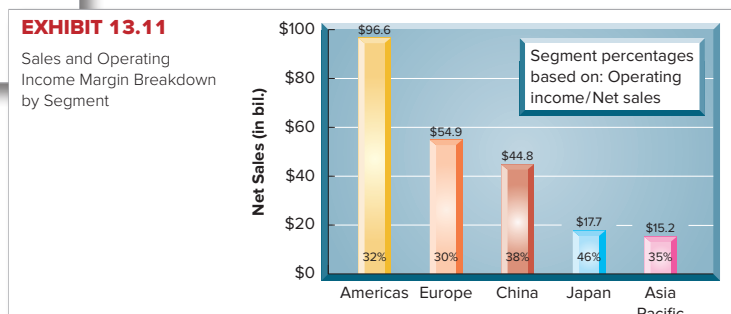
APPLE
GOOGLE

Keep It Real

Research shows that students learn best when using current data from real companies. Wild uses the most current data from real companies for assignments, examples, and analysis in the text. See Chapter 13 for use of real data.



APPLE
GOOGLE
Samsung



Cheat Sheets

New to this edition, Cheat Sheets are provided at the end of each chapter. Cheat Sheets are roughly one page in length and include key procedures, concepts, journal entries, and formulas.

Summary: Cheat Sheet

MERCHANDISING ACTIVITIES

Merchandise: Goods a company buys to resell.

Cost of goods sold: Costs of merchandise sold.

Gross profit (gross margin): Net sales minus cost of goods sold.

Computing net income (service company vs. merchandiser):

Service Company

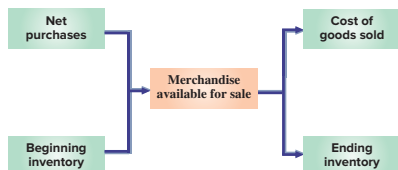


Merchandiser



Inventory: Costs of merchandise owned, but not yet sold. It is a current asset on the balance sheet.

Merchandise Cost Flows:



Perpetual inventory system: Updates accounting records for each purchase and each sale of inventory.

Periodic inventory system: Updates accounting records for purchases and sales of inventory only at the end of a period.

MERCHANDISING PURCHASES

Cash discount: A purchases discount on the price paid by the buyer; or, a sales discount on amount received for the seller.

Credit terms example: “2/10, n/60” means full payment is due within 60 days, but the buyer can deduct 2% of the invoice amount if payment is made within 10 days.

Gross method: Initially record purchases at gross (full) invoice amounts.

Purchasing Merchandise for Resale Entries:

Purchasing merchandise on credit	Merchandise Inventory	500	
	Accounts Payable		500
Paying within discount period (Inventory reduced by discount taken)	Accounts Payable	500	
	Merchandise Inventory . . .		10
	Cash		490
Paying outside discount period	Accounts Payable	500	
	Cash		500
Recording purchases returns or allowances	Cash or Accounts Payable	30	
	Merchandise Inventory . . .		30

Transportation Costs and Ownership Transfer Rules:

Shipping Terms	Ownership Transfers at	Goods in Transit Owned by	Transportation Costs Paid by
FOB shipping point	Shipping point	Buyer	Buyer Merchandise Inventory . . . # Cash #
FOB destination	Destination	Seller	Seller Delivery Expense # Cash #

Doing What's Right

Companies increasingly issue sustainability reports, and accountants are being asked to prepare, analyze, and audit them. Wild includes brief sections in the managerial chapters. This material focuses on the importance of sustainability within the context of accounting, including standards from the Sustainability Accounting Standards Board (SASB). Sustainability assignments cover chapter material with a social responsibility twist.



SUSTAINABILITY AND ACCOUNTING

In creating sustainability accounting standards, the Sustainability Accounting Standards Board (SASB) has created reporting guidelines. The SASB considers sustainability information as *material* if its disclosure would affect the views of equity investors on a company's financial condition or operating performance.

Material information can vary across industries; for example, while environmental “planet” issues such as air quality, wastewater management, and biodiversity impacts are important for investments in companies in the nonrenewable resources sectors, such issues are likely not as important for investments in banks. In contrast, “people” issues such as diversity and inclusion, fair labor practices, and employee health are considered material for most sectors, particularly those that use considerable direct labor.



©MoringaConnect

QS 21-22

Sustainability and standard costs



MM Co. uses corrugated cardboard to ship its product to customers. Management believes it has found a more efficient way to package its products and use less cardboard. This new approach will reduce shipping costs from \$10.00 per shipment to \$9.25 per shipment. (1) If the company forecasts 1,200 shipments this year, what amount of total direct materials costs would appear on the shipping department's flexible budget? (2) How much is this sustainability improvement predicted to save in direct materials costs for this coming year?

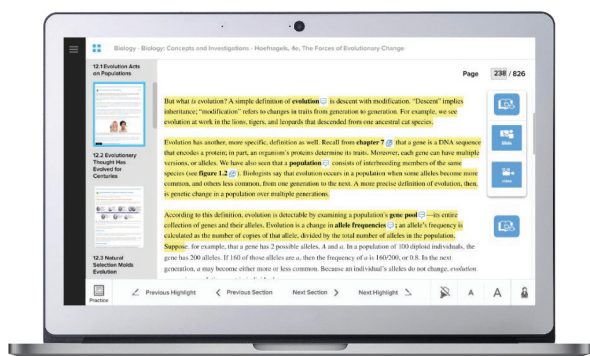
SUCCESSFUL SEMESTERS INCLUDE CONNECT

FOR INSTRUCTORS

You're in the driver's seat.

Want to build your own course? No problem. Prefer to use our turnkey, prebuilt course? Easy. Want to make changes throughout the semester? Sure. And you'll save time with Connect's auto-grading too.

65%

Less Time
Grading

They'll thank you for it.

Adaptive study resources like SmartBook® help your students be better prepared in less time. You can transform your class time from dull definitions to dynamic debates. Hear from your peers about the benefits of Connect at www.mheducation.com/highered/connect

Make it simple, make it affordable.

Connect makes it easy with seamless integration using any of the major Learning Management Systems—Blackboard®, Canvas, and D2L, among others—to let you organize your course in one convenient location. Give your students access to digital materials at a discount with our inclusive access program. Ask your McGraw-Hill representative for more information.



©Hill Street Studios/Tobin Rogers/Blend Images LLC



Solutions for your challenges.

A product isn't a solution. Real solutions are affordable, reliable, and come with training and ongoing support when you need it and how you want it. Our Customer Experience Group can also help you troubleshoot tech problems—although Connect's 99% uptime means you might not need to call them. See for yourself at status.mheducation.com

FOR STUDENTS

Effective, efficient studying.

Connect helps you be more productive with your study time and get better grades using tools like SmartBook, which highlights key concepts and creates a personalized study plan. Connect sets you up for success, so you walk into class with confidence and walk out with better grades.



©Shutterstock/wavebreakmedia

“I really liked this app—it made it easy to study when you don't have your textbook in front of you.”

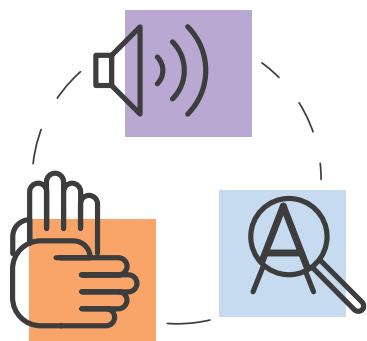
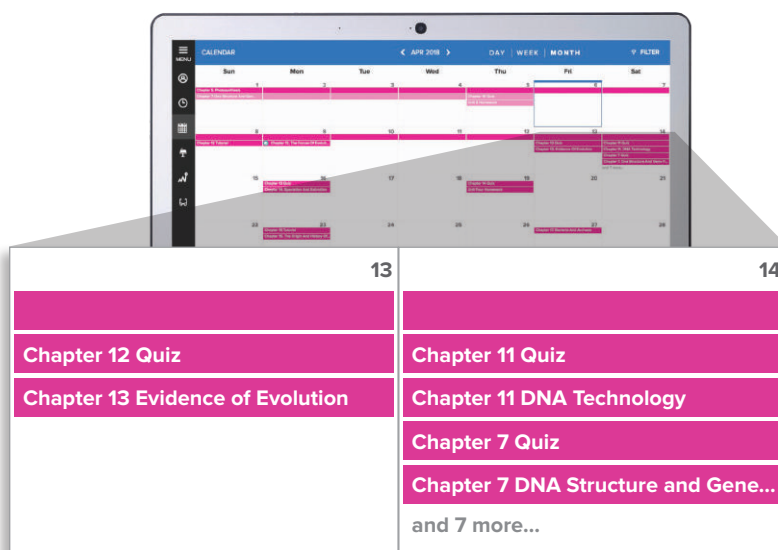
- Jordan Cunningham,
Eastern Washington University

Study anytime, anywhere.

Download the free ReadAnywhere app and access your online eBook when it's convenient, even if you're offline. And since the app automatically syncs with your eBook in Connect, all of your notes are available every time you open it. Find out more at www.mheducation.com/readanywhere


No surprises.

The Connect Calendar and Reports tools keep you on track with the work you need to get done and your assignment scores. Life gets busy; Connect tools help you keep learning through it all.



Learning for everyone.

McGraw-Hill works directly with Accessibility Services Departments and faculty to meet the learning needs of all students. Please contact your Accessibility Services office and ask them to email accessibility@mheducation.com, or visit www.mheducation.com/accessibility for more information.



SUPERIOR ASSIGNMENTS

Connect helps students learn more efficiently by providing feedback and practice material when they need it, where they need it. Connect grades homework automatically and gives immediate feedback.

- Wild has auto-gradable and algorithmic assignments; most focus on one learning objective and are targeted at introductory students.
- 90% of Wild's Quick Study, Exercise, and Problem Set A assignments are available in Connect with algorithmic options.
- Over 210 assignments new to this edition—all available in Connect with algorithmic options. Nearly all are Quick Studies (brief exercises) and Exercises.

Apr. 2 Purchased \$5,000 of merchandise from Lyon Company with credit terms of 2/15, n/60, invoice dated April 2, and FOB shipping point.
 3 Paid \$210 cash for shipping charges on the April 2 purchase.
 4 Returned to Lyon Company unacceptable merchandise that had an invoice price of \$500.
 17 Sent a check to Lyon Company for the April 2 purchase, net of the discount and the returned merchandise.
 18 Purchased \$9,300 of merchandise from Frist Corp. with credit terms of 1/10, n/30, invoice dated April 18, and FOB destination.
 21 After negotiations, received from Frist a \$400 allowance toward the \$9,300 owed on the April 18 purchase.
 28 Sent check to Frist paying for the April 18 purchase, net of the allowance and the discount.

[View transaction list](#)

Journal entry worksheet

< 1 2 3 4 5 6 7 >

Purchased \$5,000 of merchandise from Lyon Company with credit terms of 2/15, n/60, invoice dated April 2, and FOB shipping point.

Note: Enter debits before credits.

Date	General Journal	Debit	Credit
Apr 02	Merchandise inventory	5,000	
	Accounts payable—Frist		
	Accounts payable—Lyon		
	Accounts receivable—Frist		
	Accounts receivable—Lyon		

[View general journal](#)


NEW! Concept Overview Videos

Concept Overview Videos teach each chapter's learning objectives through an engaging multimedia presentation. These learning tools enhance the text through video, audio, and checkpoint questions that can be graded—ensuring students complete and comprehend the material. Concept Overview Videos harness the power of technology to appeal to all learning styles and are ideal in all class formats. The Concept Overview Videos replace the previous edition's Interactive Presentations.

10 points

Required information

Return on assets is computed as net income divided by average assets. For example, if we have an average balance of \$100 in a savings account and it earns \$5 interest for the year, the return on assets is \$5/\$100, or 5%.



Return on assets = $\frac{\text{Net income}}{\text{Average total assets}}$

Knowledge Check 01

Return on assets measures a company's ability to generate an adequate return on its investment in:

General Ledger Problems

General Ledger Problems offer students the ability to record financial transactions and see how these transactions flow into financial statements. Easy minimal-scroll navigation, instant “Check My Work” feedback, and fully integrated hyperlinking across tabs show how inputted data affect each stage of the accounting process. General Ledger Problems expose students to general ledger software similar to that in practice, without the expense and hassle of downloading additional software. Algorithmic versions are available. **All are auto-gradable.**

Requirement General Journal General Ledger Trial Balance Income Statement Statement of Retained Balance Sheet Analysis

Each Journal entry is posted automatically to the general ledger. Use the drop-down button to view the unadjusted, adjusted, or post-closing balances.

Post-closing

General Ledger Account				Accounts Receivable			
Date	Debit	Credit	Balance	Date	Debit	Credit	Balance
Jan 01, 2015			3	Jan 01, 2015			5
Mar 01, 2015	12		15				
Mar 02, 2015		9	6				
Apr 03, 2015	23		29				
Jul 04, 2015		10	19				
Nov 06, 2015		13	6				

Supplies				Land			
Date	Debit	Credit	Balance	Date	Debit	Credit	Balance
Jan 01, 2015			12	Jan 01, 2015			0
Oct 05, 2015	18		30	Mar 02, 2015	9		9

Equipment				Accumulated Depreciation—Equipment			
Date	Debit	Credit	Balance	Date	Debit	Credit	Balance
Jan 01, 2015			60	Jan 01, 2015			0

Software				Accumulated Amortization			
Date	Debit	Credit	Balance	Date	Debit	Credit	Balance
Jan 01, 2015			15	Jan 01, 2015			5
Jul 04, 2015	10		25				

Accounts Payable				Notes Payable (short-term)			
Date	Debit	Credit	Balance	Date	Debit	Credit	Balance
Jan 01, 2015			5	Jan 01, 2015			0
Oct 05, 2015		18	23	Mar 01, 2015		12	12
Nov 06, 2015	13		10				

Common Stock				Retained Earnings			
Date	Debit	Credit	Balance	Date	Debit	Credit	Balance
Jan 01, 2015			71	Jan 01, 2015			8
Apr 03, 2015		23	94				

[previous](#) [next](#)

Requirement General Journal General Ledger Trial Balance Income Statement Statement of Retained Balance Sheet Analysis

Notice the dropdown below that gives the options to select the unadjusted, adjusted or post-closing trial balance. The option you choose will be the values used to populate the income statement and balance sheet tabs. Do not complete and review the financial statements until you have verified that total debits equal total credits.

Post-closing

H & H TOOL, INC.		
Trial Balance		
December 31, 2015		
Account Title	Debit	Credit
Cash		4
Accounts Receivable		5
Supplies	30	
Land		9
Equipment		60
Accumulated Depreciation—Equipment		6
Software		25
Accumulated Amortization		5
Accounts Payable		10
Notes Payable (short-term)		12
Common Stock		94
Retained Earnings		8
Total	\$ 135	\$ 135

[previous](#) [next](#)

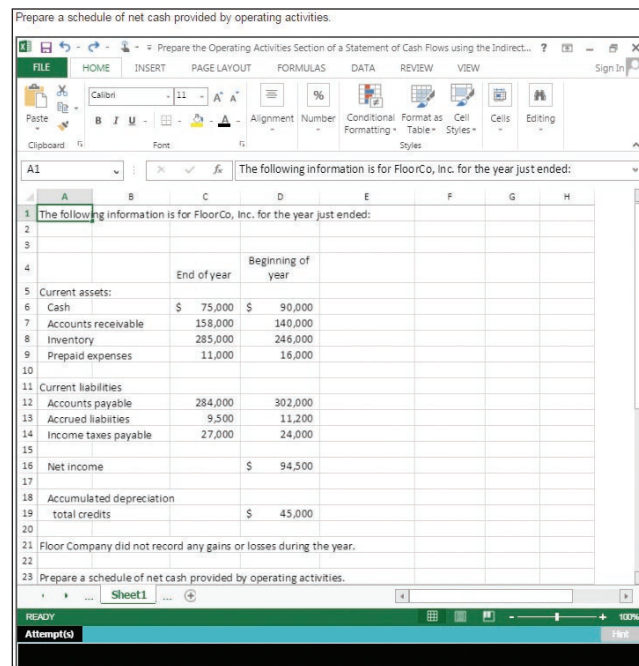
NEW! Applying Excel

Applying Excel enables students to work select chapter problems or examples in Excel. These problems are assignable in Connect and give students instant feedback as they work through the problems in Excel. Accompanying Excel videos teach students how to use Excel and the primary functions needed to complete the assignment. Short assessments can be assigned to test student comprehension of key Excel skills.

Excel Simulations

Simulated Excel Questions, assignable within Connect, allow students to practice their Excel skills—such as basic formulas and formatting—within the context of accounting. These questions feature animated, narrated Help and Show Me tutorials (when enabled), as well as automatic feedback and grading for both students and professors. These questions differ from Applying Excel in that students work in a simulated version of Excel. *Downloading the Excel application is **not** required to complete Simulated Excel Questions.*

Prepare a schedule of net cash provided by operating activities.



	End of year	Beginning of year
Current assets:		
Cash	\$ 75,000	\$ 90,000
Accounts receivable	158,000	140,000
Inventory	285,000	246,000
Prepaid expenses	11,000	16,000
Current liabilities:		
Accounts payable	284,000	302,000
Accrued liabilities	9,500	11,200
Income taxes payable	27,000	24,000
Net income		\$ 94,500
Accumulated depreciation total credits		\$ 45,000

Floor Company did not record any gains or losses during the year.

Prepare a schedule of net cash provided by operating activities.

Guided Examples

The **Guided Examples (Hints)** in Connect provide a narrated, animated, step-by-step walk-through of most Quick Studies, Exercises, and General Ledger Problems similar to those assigned. These short presentations can be turned on or off by instructors and provide reinforcement when students need it most.

Exercise Presentations

Animated PowerPoints, created from text assignments, enable instructors to be fully prepared for in-class demonstrations. Instructors also can use these with Tegrity (in Connect) to record online lectures.

Content Revisions Enhance Learning

Instructors and students guided this edition's revisions. Revisions include

- New **Cheat Sheets** at each chapter-end visually reinforce key chapter concepts.
- More concise text covering the same content. New 8th edition has 112 fewer pages than 7th edition.
- Over 210 new assignments—all available in Connect with algorithmic options.
- Gross method is used for merchandising transactions, reflecting practice—adjusting entries for new revenue recognition rules are set in an appendix.
- Revised Investments chapter for the new standard.
- New **Accounting Analysis** assignments—all available in Connect—using real-world data from **Apple**, **Google**, and **Samsung**.
- Many new and revised **General Ledger** and **Excel** assignments.
- New assignments that focus on financial statement preparation.
- Updated videos for each learning objective in new **Concept Overview Video** format.
- Many new **Need-to-Know (NTK)** demos and accompanying videos to reinforce learning.

Chapter 1

Updated opener—**Apple** and entrepreneurial assignment.
Updated salary info for accountants.
Revised business entity section along with adding LLC.
Updated section on FASB objectives and accounting constraints.
New layout for introducing the expanded accounting equation.
New layout for introducing financial statements.
Updated **Apple** numbers for NTK 1-5.
New Cheat Sheet reinforces chapter content.
Updated return on assets analysis using **Nike** and **Under Armour**.
Added a new Exercise assignment and Quick Study assignment.
Added new analysis assignments: Company Analysis, Comparative Analysis, and Global Analysis.

Chapter 2

NEW opener—**Fitbit** and entrepreneurial assignment.
New visual for process to get from transactions to financial statements.
New layout on four types of accounts that determine equity.
Improved presentation of “Double-Entry System” section.
Updated **Apple** data for NTK 2-4.
Updated debt ratio analysis using **Costco** and **Walmart**.
New Cheat Sheet reinforces chapter content.
Added four new Quick Studies.
Added three new Exercises.
Added new analysis assignments: Company Analysis, Comparative Analysis, and Global Analysis.

Chapter 3

NEW opener—**Snapchat** and entrepreneurial assignment.
Revised learning objectives and chapter preview—each type of adjusting entry is assigned its own learning objective.
Updated “Recognizing Revenues and Expenses” section.
New streamlined “Framework for Adjustments” section.
Enhanced Exhibit 3.12 on summary of adjustments.
Enhanced Exhibit 3.19 on steps of accounting cycle with images.
Streamlined section on classified balance sheet.
Updated profit margin analysis using **Visa** and **Mastercard**.
Updated current ratio analysis using **Costco** and **Walmart**.
Improved layouts for Exhibits 3A.1 through 3A.5.
New Cheat Sheet reinforces chapter content.
Added three new Quick Studies.
Added two new Exercises.
Added new analysis assignments: Company Analysis, Comparative Analysis, and Global Analysis.

Chapter 4

NEW opener—**Build-A-Bear** and entrepreneurial assignment.
Updated introduction for servicers vs. merchandisers using **Liberty Tax** and **Nordstrom**.
Revised NTK 4-1 covers basics of merchandising.
Reorganized “Purchases” section to aid learning.
New Decision Insight on growing number of returns for businesses.
Enhanced entries on payment of purchases within discount period vs. after discount period.
Improved discussion of entries for sales with discounts vs. sales without discounts.
Color-coded Exhibit 4.12 highlights different merchandising transactions.
Updated acid-test ratio and gross margin analysis using **Nike** and **Under Armour**.
Appendix 4B explains adjusting entries for future sales discounts, returns, and allowances.
Appendix 4C covers the net method.
Appendix 4D moved to online only.
New Cheat Sheet reinforces chapter content.
Added three new Quick Studies.
Added four new Exercises.
Added new analysis assignments: Company Analysis, Comparative Analysis, and Global Analysis.

Chapter 5

NEW opener—**Shake Shack** and entrepreneurial assignment.
New Ethical Risk on the alleged fraud of **HomeX**.
Simplified introduction to inventory costing.
Shortened explanation for specific identification.
Enhanced layout to explain effects of inventory errors across years.
Updated inventory turnover and days' sales in inventory analysis using **Costco** and **Walmart**.
Added colored arrow lines to Exhibits 5A.3 and 5A.4 to show cost flows from purchases to sales.
New Cheat Sheet reinforces chapter content.
Added one new Quick Study.
Added two new Exercises.
Added new analysis assignments: Company Analysis, Comparative Analysis, and Global Analysis.

Chapter 6

NEW opener—**Care.com** and entrepreneurial assignment.
New COSO framework to guide internal control, including COSO cube.
New discussion of internal control failure at **Amazon** that cost customers \$150 million.
Simplified bank statement for learning.
Revised “Bank Reconciliation” section to separate bank balance adjustments and book balance adjustments.

New summary image on adjustments for bank balance and for book balance.
Removed collection expenses and NSF fees—most are immaterial and covered in advanced courses.
Updated days' sales uncollected analysis using **Starbucks** and **Jack in the Box**.
New Cheat Sheet reinforces chapter content.
Added three new Quick Studies.
Added eight new Exercises.
Added new analysis assignments: Company Analysis, Comparative Analysis, and Global Analysis.

Chapter 7

NEW opener—**Facebook** and entrepreneurial assignment.
Updated company data in Exhibit 7.1.
Streamlined direct write-off method.
Enhanced Exhibit 7.6 showing allowances set aside for future bad debts along with journal entries.
New calendar graphic added as learning aid with Exhibit 7.12.
New Excel demo to compute maturity dates.
Updated accounts receivable analysis using **Visa** and **Mastercard**.
New Cheat Sheet reinforces chapter content.
Added five new Quick Studies.
Added one new Exercise.
Added new analysis assignments: Company Analysis, Comparative Analysis, and Global Analysis.

Chapter 8

NEW opener—**New Glarus Brewery** and entrepreneurial assignment.
Updated company data in Exhibit 8.1.
Added entry with Exhibit 8.3 and Exhibit 8.4.
Simplified “Partial-Year Depreciation” section.
Added margin table to Exhibit 8.14 as a learning aid.
New Decision Insight box on extraordinary repairs to **SpaceX**'s reusable orbital rocket.
New simple introduction to finance leases and operating leases for the new standard.
Updated asset turnover analysis using **Starbucks** and **Jack in the Box**.
Simplified Appendix 8A by postponing exchanges without commercial substance to advanced courses.
New Cheat Sheet reinforces chapter content.
Added two new Quick Studies.
Added one new Exercise.
Added two new Problems.
Added new analysis assignments: Company Analysis, Comparative Analysis, and Global Analysis.

Chapter 9

NEW opener—**Pandora** and entrepreneurial assignment.
Updated data in Exhibit 9.2.
Streamlined “Short-Term Notes Payable” section.
Simplified explanation of FICA taxes.

Updated payroll tax rates and explanations.
Revised NTK 9-4.
New W-4 form added to Appendix 9A.
New Cheat Sheet reinforces chapter content.
Added two new Quick Studies.
Added four new Exercises.
Added new analysis assignments: Company Analysis, Comparative Analysis, and Global Analysis.

Chapter 10

NEW opener—**e.l.f. Cosmetics** and entrepreneurial assignment.
Updated **IBM** bond quote data.
Simplified numbers in Exhibit 10.7.
Simplified Exhibit 10.10 on premium bonds.
Simplified numbers in Exhibit 10.11.
Bond pricing moved to Appendix 10A.
Simplified Exhibit 10.12 for teaching the note amortization schedule.
Updated debt-to-equity analysis using **Nike** and **Under Armour**.
New Excel computations for bond pricing in Appendix 10A.
Simplified numbers in Exhibits 10B.1 and 10B.2.
Revised Appendix 10C for new standard on finance leases and operating leases.
New Cheat Sheet reinforces chapter content.
Added five new Quick Studies.
Added four new Exercises.
Added four new Problems.
Added new analysis assignments: Company Analysis, Comparative Analysis, and Global Analysis.

Chapter 11

NEW opener—**Yelp** and entrepreneurial assignment.
New Decision Insight on bots investing in stocks based on erroneous news.
New **AT&T** stock quote explanation.
New graphic visually depicting cash dividend dates.
New table summarizing differences between small stock dividends, large stock dividends, and stock splits.
Updated **Apple** statement of equity in Exhibit 11.10.
Updated PE ratio and dividend yield using **Amazon**, **Altria**, **Visa**, and **Mastercard**.
Simplified book value per share explanation and computations.
New Cheat Sheet reinforces chapter content.
Added six new Quick Studies.
Added four new Exercises.
Added new analysis assignments: Company Analysis, Comparative Analysis, and Global Analysis.

Chapter 12

NEW opener—**Vera Bradley** and entrepreneurial assignment.
Slightly revised infographics on cash flows from operating, investing, and financing.
Streamlined sections on analyzing the cash account and noncash accounts.

New presentation to aid learning of indirect adjustments to income.
Simplified T-accounts to reconstruct cash flows.
New box on **Tesla's** cash outflows and growing market value.
Simplified reconstruction entries to help compute cash flows.
Updated cash flow on total assets analysis using **Nike** and **Under Armour**.
New Cheat Sheet reinforces chapter content.
Added ten new Quick Studies.
Added four new Exercises.
Added new analysis assignments: Company Analysis, Comparative Analysis, and Global Analysis.

Chapter 13

Updated opener—**Morgan Stanley** and entrepreneurial assignment.
Updated data for all analyses of **Apple** using horizontal, vertical, and ratio analysis.
Updated comparative analysis using **Google** and **Samsung**.
Streamlined section on ratio analysis.
Streamlined the “Analysis Reporting” section.
Shortened Appendix 13A.
New Cheat Sheet reinforces chapter content.
Added eight new Quick Studies.
Added two new Exercises.
Added new analysis assignments: Company Analysis, Comparative Analysis, and Global Analysis.

Chapter 14

NEW opener—**MoringaConnect** and entrepreneurial assignment.
Added discussion on role of managerial accounting for nonaccounting and nonbusiness majors.
New margin exhibit showing product and period cost flows.
Added equation boxes for total manufacturing costs and cost of goods manufactured.
Added lists of common selling and administrative expenses.
Updated and edited several exhibits for clarity.
New Cheat Sheet reinforces chapter content.
Added new analysis assignments: Company Analysis, Comparative Analysis, and Global Analysis.

Chapter 15

NEW opener—**HoopSwagg** and entrepreneurial assignment.
Revised discussions of manufacturing costs and link between job cost sheets and general ledger.
Added graphic linking job cost sheets and general ledger accounts.
Enhanced exhibit of 4-step overhead process.
Added formula for computing applied overhead.
New short discussion of cost-plus pricing.
Added margin T-accounts and calculations for clarity.

New Cheat Sheet reinforces chapter content.
Added one new Quick Study.
Added new analysis assignments: Company Analysis, Comparative Analysis, and Global Analysis.

Chapter 16

NEW opener—**Azucar Ice Cream** and entrepreneurial assignment.
Revised discussion comparing process and job order costing systems.
Added cost flow graphic.
New margin graphic illustrating EUP.
Revised discussion of weighted-average versus FIFO method of process costing.
Revised discussion of using the process cost summary.
New graphic on FIFO goods flow.
Added margin T-accounts and calculations for clarity.
New Cheat Sheet reinforces chapter content.
Added one new Exercise.
Added new analysis assignments: Company Analysis, Comparative Analysis, and Global Analysis.

Chapter 17

NEW opener—**Sycamore Brewing** and entrepreneurial assignment.
New graphic showing activities for service businesses.
Added examples to discussion of ABC for service businesses.
New Cheat Sheet reinforces chapter content.
Added one new Discussion Question.
Added one new Quick Study.
Added new analysis assignments: Company Analysis, Comparative Analysis, and Global Analysis.

Chapter 18

NEW opener—**Ellis Island Tropical Tea** and entrepreneurial assignment.
Added margin graphs of fixed, variable, and mixed costs.
New Excel steps to create a line chart.
Moved details of creating scatter plot to Appendix 18A, with Excel steps.
Revised discussion of scatter plots.
Moved details of creating a CVP chart to Appendix 18C, with Excel steps.
New Cheat Sheet reinforces chapter content.
Added one new Exercise.
Added new analysis assignments: Company Analysis, Comparative Analysis, and Global Analysis.

Chapter 19

NEW opener—**Lantern Inn B&B** and entrepreneurial assignment.
New Cheat Sheet reinforces chapter content.
Added new analysis assignments: Company Analysis, Comparative Analysis, and Global Analysis.

Chapter 20

NEW opener—**Misfit Juicery** and entrepreneurial assignment.

Added T-accounts and steps to exhibit margins.
Added numbered steps to several exhibits.
Expanded discussion of cost of goods sold budgeting.
New exhibit for calculation of cash paid for interest.
Expanded discussion with bulleted list on use of a master budget.
New Cheat Sheet reinforces chapter content.
Added one new Quick Study.
Added one new Exercise.
New assignment on CMA exam budgeting coverage.
Added new analysis assignments: Company Analysis, Comparative Analysis, and Global Analysis.

Chapter 21

NEW opener—**Awai** and entrepreneurial assignment.
Added graph to flexible budget exhibit.
Revised discussion of flexible budget.
New exhibit and discussion of computing total cost variance.
Edited discussion of direct materials cost variance.
Edited discussion of evaluating labor variances.
Edited discussion of overhead variance reports.
New exhibit for summary of variances.
New Cheat Sheet reinforces chapter content.
Added two new Exercises.
Added new analysis assignments: Company Analysis, Comparative Analysis, and Global Analysis.

Chapter 22

NEW opener—**Jibu** and entrepreneurial assignment.
Updated **Walt Disney** ROI example.
New Decision Analysis on cash conversion cycle.
New Cheat Sheet reinforces chapter content.
Added two new Quick Studies.
Added two new Exercises.
Added new analysis assignments: Company Analysis, Comparative Analysis, and Global Analysis.

Chapter 23

NEW opener—**Solugen** and entrepreneurial assignment.
Organized decision scenarios into three types: production, capacity, and pricing.
Expanded discussion of product pricing.
Added other pricing methods: value-based, auction-based, and dynamic.
New Decision Insight on blockchain technology.
New Decision Analysis on time and materials pricing of services.
New Cheat Sheet reinforces chapter content.
Added four new Quick Studies.
Added one new Exercise.

Added new analysis assignments: Company Analysis, Comparative Analysis, and Global Analysis.

Chapter 24

NEW opener—**Fellow Robots** and entrepreneurial assignment.
Added example of investment in robotics.
New discussion of postaudit of investment decisions.
New Cheat Sheet reinforces chapter content.
Added two new Exercises.
Added new analysis assignments: Company Analysis, Comparative Analysis, and Global Analysis.

Appendix A

New financial statements for **Apple**, **Google**, and **Samsung**.

Appendix B

New Decision Maker on postponed retail pricing.
Continued Excel demos for PV and FV of lump sums.
Continued Excel demos for PV and FV of annuities.

Appendix C

New learning objective P4 for new category of stock investments.
Revised and simplified Exhibit C.2 for new standard on investments.
Reorganized text to first explain debt securities and then stock securities.
Revised trading and available-for-sale securities to cover only debt securities given the new standard.
New section on stock investments with insignificant influence.
New Exhibit C.6 to describe accounting for equity securities by ownership level.
Updated component-returns analysis using **Costco** and **Walmart**.
New Cheat Sheet reinforces chapter content.
Added three new Quick Studies.
Added four new Exercises.
Added two new Problems.
Added new analysis assignments: Company Analysis, Comparative Analysis, and Global Analysis.

Appendix D

NEW appendix on lean principles and accounting.
Describes lean business principles.
Measures production efficiency.
Illustrates how to account for product costs using lean accounting.
New: 13 Discussion Questions, 14 Quick Studies, 14 Exercises, and 3 Problems.



Acknowledgments

John J. Wild, Ken W. Shaw, and McGraw-Hill Education recognize the following instructors for their valuable feedback and involvement in the development of *Financial and Managerial Accounting*. We are thankful for their suggestions, counsel, and encouragement.

Darlene Adkins, University of Tennessee–Martin
Peter Aghimien, Indiana University South Bend
Janice Akao, Butler Community College
Nathan Akins, Chattahoochee Technical College
John Alpers, Tennessee Wesleyan University
Sekhar Anantharaman, Indiana University of Pennsylvania
Karen Andrews, Lewis-Clark State College
Chandra D. Arthur, Cuyahoga Community College
Steven Ault, Montana State University
Victoria Badura, Metropolitan Community College
Felicia Baldwin, City College of Chicago
Reb Beatty, Anne Arundel Community College
Robert Beebe, Morrisville State College
George Henry Bernard, Seminole State College of Florida
Cynthia Bird, Tidewater Community College, Virginia Beach
Pascal Bizarro, Bowling Green State University
Amy Bohrer, Tidewater Community College, Virginia Beach
John Bosco, North Shore Community College
Nicholas Bosco, Suffolk County Community College
Jerold K. Braun, Daytona State College
Doug Brown, Forsyth Technical Community College
Tracy L. Bundy, University of Louisiana at Lafayette
Marci Butterfield, University of Utah
Ann Capiion, Scott Community College
Amy Cardillo, Metropolitan State University of Denver
Anne Cardozo, Broward College
Crystal Carlson-Myer, Indian River State College
Julie Chasse, Des Moines Area Community College
Patricia Chow, Grossmont College
Maria Coclin, Community College of Rhode Island
Michael Cohen, Lewis-Clark State College
Jerilyn Collins, Herzing University
Scott Collins, Penn State University, University Park
William Conner, Tidewater Community College
Erin Cornelsen, University of South Dakota

Mariah Dar, John Tyler Community College
Nichole Dauenhauer, Lakeland Community College
Donna DeMilia, Grand Canyon University
Tiffany DeRoy, University of South Alabama
Susan Dickey, Motlow State Community College
Erin Dischler, Milwaukee Area Technical College–West Allis
Holly Dixon, State College of Florida
Vicky Dominguez, College of Southern Nevada
David Doyon, Southern New Hampshire University
Chester Drake, Central Texas College
Christopher Eller, Appalachian State University
Cynthia Elliott, Southwest Tennessee Community College–Macon
Kim Everett, East Carolina University
Corinne Frad, Eastern Iowa Community College
Krystal Gabel, Southeast Community College
Harry Gallatin, Indiana State University
Rena Galloway, State Fair Community College
Rick Gaumer, University of Wisconsin–Green Bay
Tammy Gerszewski, University of North Dakota
Pradeep Ghimire, Rappahannock Community College
Marc Giullian, Montana State University, Bozeman
Nelson Gomez, Miami Dade College–Kendall
Robert Goodwin, University of Tampa
Steve G. Green, U.S. Air Force Academy
Darryl Greene, Muskegon Community College
Lisa Hadley, Southwest Tennessee Community College–Macon
Penny Hahn, KCTCS Henderson Community College
Yoon Han, Bemidji State University
Becky Hancock, El Paso Community College
Amie Haun, University of Tennessee–Chattanooga
Michelle Hays, Kalamazoo Valley Community College
Rhonda Henderson, Olive Harvey College
Lora Hines, John A. Logan College

Rob Hochschild, Ivy Tech Community College of Indiana—South Bend

John Hoover, Volunteer State Community College

Roberta Humphrey, Southeast Missouri State University

Carley Hunzeker, Metro Community College, Elkhorn

Kay Jackson, Tarrant County College South

Elizabeth Jennison, Saddleback College

Mary Jepperson, Saint John's University

Vicki Jobst, Benedictine University

Odessa Jordan, Calhoun Community College

Susan Juckett, Victoria College

Amanda Kaari, Central Georgia Technical College

Ramadevi Kannan, Owens Community College

Jan Klaus, University of North Texas

Aaron P. Knape, The University of New Orleans

Cedric Knott, Henry Ford Community College

Robin Knowles, Texas A&M International University

Kimberly Kochanny, Central Piedmont Community College

Sergey Komissarov, University of Wisconsin—La Crosse

Stephanie Lareau Kroeger, Ocean County College

Joseph Krupka, Lander University

Tara Laken, Joliet Junior College

Suzanne Lay, Colorado Mesa University

Brian Lazarus, Baltimore City Community College

Kevin Leifer, Long Island University, CW Post Campus

Harold Levine, Los Angeles Valley College

Yuebing Liu, University of Tampa

Philip Lee Little, Coastal Carolina University

Delores Loedel, Miracosta College

Rebecca Lohmann, Southeast Missouri State University

Ming Lu, Santa Monica Community College

Annette C. Maddox, Georgia Highlands College

Natasha Maddox, KCTCS Maysville Community and Technical College

Rich Mandau, Piedmont Technical College

Robert Maxwell, College of the Canyons

Karen McCarron, Georgia Gwinnett College

Michael McDonald, College of Southern Nevada

Gwendolyn McFadden-Wade, North Carolina A&T University

Allison McLeod, University of North Texas

Kate McNeil, Johnson County Community College

Jane Medling, Saddleback College

Heidi H. Meier, Cleveland State University

Tammy Metzke, Milwaukee Area Technical College

Jeanine Metzler, Northampton Community College

Michelle Meyer, Joliet Junior College

Pam Meyer, University of Louisiana at Lafayette

Deanne Michaelson, Pellissippi State Community College

Susan Miller, County College of Morris

Carmen Morgan, Oregon Tech

Karen Satterfield Mozingo, Pitt Community College

Haris Mujahid, South Seattle College

Andrea Murowski, Brookdale Community College

Jaclynn Myers, Sinclair Community College

Micki Nickla, Ivy Tech Community College of Indiana—Gary

Dan O'Brien, Madison College—Truax

Jamie O'Brien, South Dakota State University

Grace Odediran, Union County College

Ashley Parker, Grand Canyon University

Pamela Parker, NOVA Community College Alexandria

Margaret Parrish, John Tyler Community College

Reed Peoples, Austin Community College

Rachel Pernia, Essex County College

Brandis Phillips, North Carolina A&T University

Debbie Porter, Tidewater Community College—Virginia Beach

M. Jeff Quinlan, Madison Area Technical College

James E. Racic, Lakeland Community College

Ronald de Ramon, Rockland Community College

Robert J. Rankin, Texas A&M University—Commerce

Robert Rebman, Benedictine University

Jenny Resnick, Santa Monica Community College

DeAnn Ricketts, York Technical College

Renee Rigoni, Monroe Community College

Kevin Rosenberg, Southeastern Community College

David Rosser, University of Texas at Arlington

Michael J. Rusek, Eastern Gateway Community College

Alfredo Salas, El Paso Community College

Carolyn Satz, Tidewater Community College—Chesapeake

Kathy Saxton, Bryant & Stratton College



Wilson Seda, Lehman College–CUNY
Perry Sellers, LoneStar College–North Harris
James Shimko, Ferris State University
Philip Slater, Forsyth Technical Community College
Clayton Smith, Columbia College Chicago
Patricia Smith, DePaul University
Jane Stam, Onondaga Community College
Natalie Strouse, Notre Dame College
Erica Teague-Friend, Gwinnett Technical College
Louis Terrero, Lehman College
Geoff Tickell, Indiana University of Pennsylvania
Judith A. Toland, Bucks County Community College
Debra Touhey, Ocean County College
Jim Ulmer, Angelina College
Bob Urell, Irvine Valley College
Kevin Veneskey, Ivy Tech Community College

Teresa Walker, North Carolina A&T University
Terri Walsh, Seminole State College of Florida
Eric Weinstein, Suffolk County Community College, Brentwood
Andy Welchel, Greenville Technical College
Joe Welker, College of Western Idaho
Jean Wells, Howard University
Denise White, Austin Community College
Jonathan M. Wild, Oklahoma State University
Kenneth Wise, Wilkes Community College
Shondra Woessner, Holyoke Community College
Mindy Wolfe, Arizona State University
Jan Workman, East Carolina University
Lori Zaher, Bucks County Community College
Jessie Zetnick, Texas Woman's University
Laurence Zuckerman, Fulton-Montgomery Community College

Many talented educators and professionals have worked hard to create the materials for this product, and for their efforts, we're grateful. **We extend a special thank you to our contributing and technology supplement authors**, who have worked so diligently to support this product.

Contributing Author, Connect Content, General Ledger Problems, and Exercise PowerPoints: Kathleen O'Donnell, *Onondaga Community College*

Text and Supplements Accuracy Checkers: Dave Krug, *Johnson County Community College*; Mark McCarthy, *East Carolina University*; Kate McNeil, *Johnson County Community College*; Wanda Wong, *Chabot College*; and Beth Kobylarz

Test Bank Authors and Accuracy Checkers: Melodi Bunting, *Madison College*; Brian Schmoldt, *Madison College*; M. Jeff Quinlan, *Madison College*; and Teri Zuccaro, *Clarke University*

LearnSmart Author, Concept Overview Videos, PowerPoint Presentations, and Instructor Resource Manual: April Mohr, *Jefferson Community and Technical College, SW*

Special recognition extends to the entire team at McGraw-Hill Education: Tim Vertovec, Steve Schuetz, Natalie King, Michelle Williams, Julie Wolfe, Michele Janicek, Christina Sanders, Michael McCormick, Lori Koetters, Xin Lin, Kevin Moran, Debra Kubiak, Brian Nacik, and Daryl Horrocks. We could not have published this new edition without your efforts.

John J. Wild Ken W. Shaw

Brief Contents

- | | | | |
|-----------|---|-----------|---|
| 1 | Accounting in Business 2 | 17 | Activity-Based Costing and Analysis 656 |
| 2 | Accounting for Business Transactions 44 | 18 | Cost Behavior and Cost-Volume-Profit Analysis 696 |
| 3 | Adjusting Accounts for Financial Statements 84 | 19 | Variable Costing and Analysis 738 |
| 4 | Accounting for Merchandising Operations 142 | 20 | Master Budgets and Performance Planning 770 |
| 5 | Inventories and Cost of Sales 190 | 21 | Flexible Budgets and Standard Costs 820 |
| 6 | Cash, Fraud, and Internal Control 234 | 22 | Performance Measurement and Responsibility Accounting 868 |
| 7 | Accounting for Receivables 270 | 23 | Relevant Costing for Managerial Decisions 912 |
| 8 | Accounting for Long-Term Assets 302 | 24 | Capital Budgeting and Investment Analysis 946 |
| 9 | Accounting for Current Liabilities 340 | A | Financial Statement Information A-1 |
| 10 | Accounting for Long-Term Liabilities 380 | B | Time Value of Money B |
| 11 | Corporate Reporting and Analysis 416 | C | Investments C |
| 12 | Reporting Cash Flows 452 | D | Lean Principles and Accounting D-1 |
| 13 | Analysis of Financial Statements 496 | CA | Chart of Accounts CA |
| 14 | Managerial Accounting Concepts and Principles 534 | BR | Brief Review BR-1 |
| 15 | Job Order Costing and Analysis 570 | | |
| 16 | Process Costing and Analysis 610 | | |

Contents

Preface iv

1 Accounting in Business 2

Importance of Accounting 3

Users of Accounting Information 4
Opportunities in Accounting 4

Fundamentals of Accounting 6

Ethics—A Key Concept 6
Generally Accepted Accounting Principles 7
Conceptual Framework 7

Business Transactions and Accounting 9

Accounting Equation 10
Transaction Analysis 11
Summary of Transactions 14

Communicating with Users 15

Income Statement 15
Statement of Retained Earnings 17
Balance Sheet 17
Statement of Cash Flows 17

Decision Analysis—Return on Assets 18

Appendix 1A Return and Risk 21

Appendix 1B Business Activities 22

2 Accounting for Business Transactions 44

Basis of Financial Statements 45

Source Documents 45
The “Account” Underlying Financial Statements 45
Ledger and Chart of Accounts 48

Double-Entry Accounting 49

Debits and Credits 49
Double-Entry System 49

Analyzing and Processing Transactions 51

Journalizing and Posting Transactions 51
Processing Transactions—An Example 52
Summarizing Transactions in a Ledger 57

Trial Balance 58

Preparing a Trial Balance 58
Financial Statements Prepared from Trial Balance 58

Decision Analysis—Debt Ratio 62

3 Adjusting Accounts for Financial Statements 84

Timing and Reporting 85

The Accounting Period 85
Accrual Basis versus Cash Basis 86
Recognizing Revenues and Expenses 86
Framework for Adjustments 87

Deferral of Expense 87

Prepaid Insurance 87
Supplies 88
Other Prepaid Expenses 89
Depreciation 89

Deferral of Revenue 91

Unearned Consulting Revenue 91

Accrued Expense 93

Accrued Salaries Expense 93
Accrued Interest Expense 94
Future Cash Payment of Accrued Expenses 94

Accrued Revenue 95

Accrued Services Revenue 96
Accrued Interest Revenue 96
Future Cash Receipt of Accrued Revenues 96
Links to Financial Statements 97

Trial Balance and Financial Statements 98

Adjusted Trial Balance 98
Preparing Financial Statements 99

Closing Process 100

Temporary and Permanent Accounts 101
Recording Closing Entries 101
Post-Closing Trial Balance 104

Accounting Cycle 104

Classified Balance Sheet 105

Classification Structure 105
Classification Categories 106

Decision Analysis—Profit Margin and Current Ratio 108

Appendix 3A Alternative Accounting for Prepayments 111

Appendix 3B Work Sheet as a Tool 113

Appendix 3C Reversing Entries 115

4 Accounting for Merchandising Operations 142

Merchandising Activities 143

Reporting Income for a Merchandiser 143
Reporting Inventory for a Merchandiser 144
Operating Cycle for a Merchandiser 144
Inventory Systems 144

Accounting for Merchandise Purchases 145

Purchases without Cash Discounts 145
Purchases with Cash Discounts 145
Purchases with Returns and Allowances 147
Purchases and Transportation Costs 148

Accounting for Merchandise Sales 150

Sales without Cash Discounts 150
Sales with Cash Discounts 151
Sales with Returns and Allowances 151

Adjusting and Closing for Merchandisers 153

Adjusting Entries for Merchandisers 153
Preparing Financial Statements 154
Closing Entries for Merchandisers 154
Summary of Merchandising Entries 155

More on Financial Statement Formats 156

Multiple-Step Income Statement 156
Single-Step Income Statement 157
Classified Balance Sheet 158

Decision Analysis—Acid-Test and Gross Margin Ratios 159

Appendix 4A Periodic Inventory System 163
Appendix 4B Adjusting Entries under New Revenue Recognition Rules 167
Appendix 4C Net Method for Merchandising 168

5 Inventories and Cost of Sales 190

Inventory Basics 191

Determining Inventory Items 191
Determining Inventory Costs 192
Internal Controls and Taking a Physical Count 192

Inventory Costing under a Perpetual System 193

Inventory Cost Flow Assumptions 193
Inventory Costing Illustration 194
Specific Identification 194
First-In, First-Out 195
Last-In, First-Out 195
Weighted Average 196
Financial Statement Effects of Costing Methods 197
Tax Effects of Costing Methods 198

Valuing Inventory at LCM and the Effects of Inventory Errors 200

Lower of Cost or Market 200
Financial Statement Effects of Inventory Errors 201

Decision Analysis—Inventory Turnover and Days' Sales in Inventory 203

Appendix 5A Inventory Costing under a Periodic System 209

Appendix 5B Inventory Estimation Methods 214

6 Cash, Fraud, and Internal Control 234

Fraud and Internal Control 235

Purpose of Internal Control 235
Principles of Internal Control 236
Technology, Fraud, and Internal Control 237
Limitations of Internal Control 237

Control of Cash 238

Cash, Cash Equivalents, and Liquidity 238
Cash Management 238
Control of Cash Receipts 239
Control of Cash Payments 241

Banking Activities as Controls 245

Basic Bank Services 245
Bank Statement 246
Bank Reconciliation 247

Decision Analysis—Days' Sales Uncollected 250

Appendix 6A Documentation and Verification 252

7 Accounting for Receivables 270

Valuing Accounts Receivable 271

Direct Write-Off Method 274

Allowance Method 275

Estimating Bad Debts 278

Percent of Sales Method 278
Percent of Receivables Method 278
Aging of Receivables Method 279

Notes Receivable 281

Computing Maturity and Interest 282
Recording Notes Receivable 283
Valuing and Settling Notes 283
Disposal of Receivables 285

Decision Analysis—Accounts Receivable Turnover 285

8 Accounting for Long-Term Assets 302

SECTION 1—PLANT ASSETS 303

Cost Determination 304

- Machinery and Equipment* 304
- Buildings* 304
- Land Improvements* 304
- Land* 304
- Lump-Sum Purchase* 305

Depreciation 305

- Factors in Computing Depreciation* 305
- Depreciation Methods* 305
- Partial-Year Depreciation* 309
- Change in Estimates* 310
- Reporting Depreciation* 310

Additional Expenditures 311

- Ordinary Repairs* 312
- Betterments and Extraordinary Repairs* 312

Disposals of Plant Assets 312

- Discarding Plant Assets* 313
- Selling Plant Assets* 313

SECTION 2—NATURAL RESOURCES 315

- Cost Determination and Depletion* 315
- Plant Assets Tied into Extracting* 316

SECTION 3—INTANGIBLE ASSETS 317

- Cost Determination and Amortization* 317
- Types of Intangibles* 317

Decision Analysis—Total Asset Turnover 320

Appendix 8A Exchanging Plant Assets 323

9 Accounting for Current Liabilities 340

Known Liabilities 341

- Characteristics of Liabilities* 341
- Examples of Known Liabilities* 342
- Accounts Payable* 343
- Sales Taxes Payable* 343
- Unearned Revenues* 343
- Short-Term Notes Payable* 343

Payroll Liabilities 346

- Employee Payroll and Deductions* 346
- Employer Payroll Taxes* 347
- Internal Control of Payroll* 348
- Multi-Period Known Liabilities* 348

Estimated Liabilities 349

- Health and Pension Benefits* 349
- Vacation Benefits* 350
- Bonus Plans* 350

Warranty Liabilities 350

Multi-Period Estimated Liabilities 351

Contingent Liabilities 352

- Accounting for Contingent Liabilities* 352
- Applying Rules of Contingent Liabilities* 353
- Uncertainties That Are Not Contingencies* 353

Decision Analysis—Times Interest Earned Ratio 353

Appendix 9A Payroll Reports, Records, and Procedures 356

Appendix 9B Corporate Income Taxes 361

10 Accounting for Long-Term Liabilities 380

Basics of Bonds 381

- Bond Financing* 381
- Bond Issuing* 382
- Bond Trading* 382

Par Bonds 382

Discount Bonds 383

- Bond Discount or Premium* 383
- Issuing Bonds at a Discount* 384

Premium Bonds 386

- Issuing Bonds at a Premium* 386
- Bond Retirement* 388

Long-Term Notes Payable 390

- Installment Notes* 390
- Mortgage Notes and Bonds* 391

Decision Analysis—Debt Features and the Debt-to-Equity Ratio 392

Appendix 10A Bond Pricing 395

Appendix 10B Effective Interest Amortization 397

Appendix 10C Leases and Pensions 398


11 Corporate Reporting and Analysis 416

Corporate Form of Organization 417

- Corporate Advantages* 417
- Corporate Disadvantages* 417
- Corporate Organization and Management* 418
- Corporate Stockholders* 418
- Corporate Stock* 419

Common Stock 420

- Issuing Par Value Stock* 420
- Issuing No-Par Value Stock* 421
- Issuing Stated Value Stock* 421
- Issuing Stock for Noncash Assets* 421

**Dividends 422**

- Cash Dividends* 422
- Stock Dividends* 423
- Stock Splits* 425
- Financial Statement Effects of Dividends and Splits* 425

Preferred Stock 426

- Issuance of Preferred Stock* 426
- Dividend Preference of Preferred Stock* 427
- Reasons for Issuing Preferred Stock* 427

Treasury Stock 429

- Purchasing Treasury Stock* 429
- Reissuing Treasury Stock* 429

Reporting of Equity 431

- Statement of Retained Earnings* 431
- Statement of Stockholders' Equity* 432

Decision Analysis—Earnings per Share, Price-Earnings Ratio, Dividend Yield, and Book Value per Share 432**12 Reporting Cash Flows 452****Basics of Cash Flow Reporting 453**

- Purpose of the Statement of Cash Flows* 453
- Importance of Cash Flows* 453
- Measurement of Cash Flows* 453
- Classification of Cash Flows* 454
- Noncash Investing and Financing* 455
- Format of the Statement of Cash Flows* 455
- Preparing the Statement of Cash Flows* 456

Cash Flows from Operating 457

- Indirect and Direct Methods of Reporting* 457
- Applying the Indirect Method* 457
- Summary of Adjustments for Indirect Method* 460

Cash Flows from Investing 461

- Three-Step Analysis* 461
- Analyzing Noncurrent Assets* 461

Cash Flows from Financing 463

- Three-Step Analysis* 463
- Analyzing Noncurrent Liabilities* 463
- Analyzing Equity* 464
- Proving Cash Balances* 464

Summary Using T-Accounts 466

- Decision Analysis—Cash Flow Analysis 467**
- Appendix 12A Spreadsheet Preparation of the Statement of Cash Flows 470**
- Appendix 12B Direct Method of Reporting Operating Cash Flows 472**

13 Analysis of Financial Statements 496**Basics of Analysis 497**

- Purpose of Analysis* 497
- Building Blocks of Analysis* 497
- Information for Analysis* 498
- Standards for Comparisons* 498
- Tools of Analysis* 498

Horizontal Analysis 498

- Comparative Statements* 498
- Trend Analysis* 501

Vertical Analysis 502

- Common-Size Statements* 502
- Common-Size Graphics* 504

Ratio Analysis 506

- Liquidity and Efficiency* 506
- Solvency* 508
- Profitability* 509
- Market Prospects* 510
- Summary of Ratios* 511

Decision Analysis—Analysis Reporting 512**Appendix 13A Sustainable Income 515****14 Managerial Accounting Concepts and Principles 534****Managerial Accounting Basics 535**

- Purpose of Managerial Accounting* 535
- Nature of Managerial Accounting* 536
- Fraud and Ethics in Managerial Accounting* 537
- Career Paths* 538

Managerial Cost Concepts 539

- Types of Cost Classifications* 539
- Identification of Cost Classifications* 541
- Cost Concepts for Service Companies* 541


Managerial Reporting 542

- Manufacturing Costs* 542
- Nonmanufacturing Costs* 542
- Prime and Conversion Costs* 543
- Costs and the Balance Sheet* 543
- Costs and the Income Statement* 543

Cost Flows and Cost of Goods**Manufactured 546**

- Flow of Manufacturing Activities* 546
- Schedule of Cost of Goods Manufactured* 547
- Trends in Managerial Accounting* 550

Decision Analysis—Raw Materials Inventory Turnover and Days' Sales in Raw Materials Inventory 552



15 Job Order Costing and Analysis 570

Job Order Costing 571

Cost Accounting System 571
Job Order Production 571
Job Order vs. Process Operations 572
Production Activities in Job Order Costing 572
Cost Flows 573
Job Cost Sheet 573

Materials and Labor Costs 574

Materials Cost Flows and Documents 574
Labor Cost Flows and Documents 577

Overhead Costs 578

Set Predetermined Overhead Rate 579
Apply Estimated Overhead 579
Record Actual Overhead 581
Summary of Cost Flows 582
Using Job Cost Sheets for Managerial Decisions 583
Schedule of Cost of Goods Manufactured 584

Adjusting Overhead 585

Factory Overhead Account 585
Adjust Underapplied or Overapplied Overhead 585
Job Order Costing of Services 586

Decision Analysis—Pricing for Services 587

16 Process Costing and Analysis 610

Process Operations 611

Organization of Process Operations 611
Comparing Process and Job Order Costing Systems 612
Equivalent Units of Production 613

Process Costing Illustration 614

Overview of GenX Company's Process Operation 614
Pre-Step: Collect Production and Cost Data 615
Step 1: Determine Physical Flow of Units 616
Step 2: Compute Equivalent Units of Production 616
Step 3: Compute Cost per Equivalent Unit 617
Step 4: Assign and Reconcile Costs 617
Process Cost Summary 619

Accounting for Process Costing 620

Accounting for Materials Costs 621
Accounting for Labor Costs 622
Accounting for Factory Overhead 623
Accounting for Transfers 624
Trends in Process Operations 626

Decision Analysis—Hybrid Costing System 627

Appendix 16A FIFO Method of Process Costing 631

17 Activity-Based Costing and Analysis 656

Assigning Overhead Costs 657

Alternative Methods of Overhead Allocation 657
Plantwide Overhead Rate Method 658
Departmental Overhead Rate Method 660
Assessing Plantwide and Departmental Overhead Rate Methods 662

Activity-Based Costing 663

Steps in Activity-Based Costing 663
Applying Activity-Based Costing 664
Assessing Activity-Based Costing 668

Activity-Based Management 669

Activity Levels and Cost Management 669
Costs of Quality 670
Lean Manufacturing 671
ABC for Service Providers 671

Decision Analysis—Customer Profitability 673

18 Cost Behavior and Cost-Volume-Profit Analysis 696

Identifying Cost Behavior 697

Fixed Costs 698
Variable Costs 698
Graphing Fixed and Variable Costs against Volume 698
Mixed Costs 698
Step-wise Costs 699
Curvilinear Costs 700

Measuring Cost Behavior 701


Scatter Diagram 701
High-Low Method 702
Regression 702
Comparing Cost Estimation Methods 702

Contribution Margin and Break-Even Analysis 703

Contribution Margin and Its Measures 703
Break-Even Point 704
Cost-Volume-Profit Chart 706
Changes in Estimates 706

Applying Cost-Volume-Profit Analysis 707

Margin of Safety 707
Computing Income from Sales and Costs 708



Computing Sales for a Target Income 709
Evaluating Strategies 710
Sales Mix and Break-Even 711
Assumptions in Cost-Volume-Profit Analysis 713

**Decision Analysis—Degree of Operating
Leverage** 714

Appendix 18A Using Excel for Cost Estimation 716

**Appendix 18B Variable Costing and Performance
Reporting** 717

Appendix 18C Preparing a CVP Chart 720

19 Variable Costing and Analysis 738

**Introducing Variable Costing and Absorption
Costing** 739

Computing Unit Product Cost 740

Income Reporting Implications 741

Units Produced Equal Units Sold 741
Units Produced Exceed Units Sold 743
Units Produced Are Less Than Units Sold 744
Summarizing Income Reporting 745
*Converting Income under Variable Costing to
Absorption Costing* 746

**Comparing Variable Costing and Absorption
Costing** 746

Planning Production 746
Setting Prices 748
Controlling Costs 748
CVP Analysis 749
Variable Costing for Service Firms 749

Decision Analysis—Pricing Special Orders 751

20 Master Budgets and Performance Planning 770

Budget Process and Administration 771

Budgeting Process 771
Benefits of Budgeting 772
Budgeting and Human Behavior 772
Budget Reporting and Timing 773
Master Budget Components 773

Operating Budgets 773

Sales Budget 775
Production Budget 775
Direct Materials Budget 776
Direct Labor Budget 777
Factory Overhead Budget 778
Selling Expense Budget 779
General and Administrative Expense Budget 780

Investing and Financing Budgets 781

Capital Expenditures Budget 781
Cash Budget 781

Budgeted Financial Statements 785

Budgeted Income Statement 785
Budgeted Balance Sheet 786
Using the Master Budget 786
Budgeting for Service Companies 786

**Decision Analysis—Activity-Based
Budgeting** 787

**Appendix 20A Merchandise Purchases
Budget** 795

21 Flexible Budgets and Standard Costs 820

Fixed and Flexible Budgets 821

Fixed Budget Reports 822
Budget Reports for Evaluation 823
Flexible Budget Reports 823

Standard Costing 827

Standard Costs 827
Setting Standard Costs 827
Cost Variance Analysis 828

Materials and Labor Variances 830

Materials Variances 830
Labor Variances 832

Overhead Standards and Variances 833

Flexible Overhead Budgets 833
Standard Overhead Rate 833
Computing Overhead Cost Variances 835
*Standard Costing—Management
Considerations* 838

Decision Analysis—Sales Variances 839

**Appendix 21A Expanded Overhead Variances and
Standard Cost Accounting System** 844

22 Performance Measurement and Responsibility Accounting 868

Responsibility Accounting 869

Performance Evaluation 869
Controllable versus Uncontrollable Costs 870
Responsibility Accounting for Cost Centers 870

Profit Centers 872

Direct and Indirect Expenses 872
Expense Allocations 873
Departmental Income Statements 874
Departmental Contribution to Overhead 877

Investment Centers 878

Return-on-Investment and Residual Income 878
Investment Center Profit Margin and Investment Turnover 880

Nonfinancial Performance Evaluation Measures 881

Balanced Scorecard 881
Transfer Pricing 883

Decision Analysis—Cash Conversion Cycle 884**Appendix 22A Cost Allocations 887****Appendix 22B Transfer Pricing 889****Appendix 22C Joint Costs and Their Allocation 890****23 Relevant Costing for Managerial Decisions 912****Decisions and Information 913**

Decision Making 913
Relevant Costs and Benefits 914

Production Decisions 914

Make or Buy 915
Sell or Process Further 916
Sales Mix Selection When Resources Are Constrained 917

Capacity Decisions 919

Segment Elimination 919
Keep or Replace Equipment 920

Pricing Decisions 921

Normal Pricing 921
Special Offers 923

Decision Analysis—Time and Materials Pricing 925**24 Capital Budgeting and Investment Analysis 946****Capital Budgeting 947**

Capital Budgeting Process 947
Capital Investment Cash Flows 948

Methods Not Using Time Value of Money 948

Payback Period 948
Accounting Rate of Return 951

Methods Using Time Value of Money 952

Net Present Value 952
Internal Rate of Return 956
Comparison of Capital Budgeting Methods 958
Postaudit 958

Decision Analysis—Break-Even Time 960**Appendix 24A Using Excel to Compute Net Present Value and Internal Rate of Return 962**

Appendix A Financial Statement Information A-1
 Apple A-2
 Google A-10
 Samsung A-14

Appendix B Time Value of Money B

Appendix C Investments C

Appendix D Lean Principles and Accounting D-1

Index IND-1

Chart of Accounts CA

Brief Review Managerial Analyses and Reports BR-1
 Financial Reports and Tables BR-2
 Selected Transactions and Relations BR-3
 Fundamentals and Analyses BR-4

Financial & Managerial Accounting

1 Accounting in Business

Chapter Preview

ACCOUNTING USES

- C1** Purpose of accounting
- C2** Accounting information users
Opportunities in accounting

NTK 1-1

ETHICS AND ACCOUNTING

- C3** Ethics
- C4** Generally accepted accounting principles
Conceptual framework

NTK 1-2

TRANSACTION ANALYSIS

- A1** Accounting equation and its components
Expanded accounting equation
- P1** Transaction analysis—Illustrated

NTK 1-3, 1-4

FINANCIAL STATEMENTS

- P2** Income statement
Statement of retained earnings
Balance sheet
Statement of cash flows
- A2** Financial analysis

NTK 1-5

*Chapter Preview is organized by “blocks” of key content and learning objectives followed by **Need-to-Know (NTK)** guided video examples*

Learning Objectives are classified as conceptual, analytical, or procedural

Learning Objectives

CONCEPTUAL

- C1** Explain the purpose and importance of accounting.
- C2** Identify users and uses of, and opportunities in, accounting.
- C3** Explain why ethics are crucial to accounting.
- C4** Explain generally accepted accounting principles and define and apply several accounting principles.

- C5** Appendix 1B—Identify and describe the three major activities of organizations.

ANALYTICAL

- A1** Define and interpret the accounting equation and each of its components.
- A2** Compute and interpret return on assets.
- A3** Appendix 1A—Explain the relation between return and risk.

PROCEDURAL

- P1** Analyze business transactions using the accounting equation.
- P2** Identify and prepare basic financial statements and explain how they interrelate.

Decision Feature launches each chapter showing the relevance of accounting for a real entrepreneur; **Entrepreneurial Decision** assignment returns to this feature with a mini-case

Big Apple

"We ran the business . . . with just a few hundred bucks"—**STEVE WOZNIAK**

CUPERTINO, CA—"When I designed the Apple stuff," says Steve Wozniak, "I never thought in my life I would have enough money to fly to Hawaii or make a down payment on a house." But some dreams do come true. Woz, along with Steve Jobs and Ron Wayne, founded **Apple** (Apple.com) when Woz was 25 and Jobs was 21.

The young entrepreneurs faced challenges, including how to read and interpret accounting data. They also needed to finance the company, which they did by selling Woz's HP calculator and Jobs's Volkswagen van. The \$1,300 raised helped them purchase the equipment Woz used to build the first Apple computer.

In setting up their company, the owners chose between a partnership and a corporation. They decided on a partnership that included Ron as a third partner with 10% ownership. Days later, Ron withdrew when he considered the unlimited liability of a partnership. He sold his 10% share to Woz and Jobs for \$800. Within nine months, Woz and Jobs converted Apple to a corporation.

As Apple grew, Woz and Jobs had to learn more accounting, along with details of preparing and interpreting financial statements. Important questions involving transaction analysis and financial reporting arose, and the owners took care to do things



©Miguel Medina/AFP/Getty Images

right. "Everything we did," asserts Woz, "we were setting the tone for the world."

Woz and Jobs focused their accounting system to provide information for Apple's business decisions. Today, Woz believes that Apple is key to the language of technology, just as accounting is the language of business. In retrospect, Woz says, "Every dream I have ever had in life has come true ten times over."

Sources: Apple website, January 2019; Woz.org, January 2019; Apple 2016 Sustainability Report, April 2016; Greenbiz, October 2014; *iWoz: From Computer Geek to Cult Icon*, W.W. Norton & Co., 2006; *Founders at Work*, Apress, 2007

IMPORTANCE OF ACCOUNTING

Why is accounting so popular on campus? Why are there so many openings for accounting jobs? Why is accounting so important to companies? The answer is that we live in an information age in which accounting information impacts us all.

Accounting is an information and measurement system that identifies, records, and communicates an organization's business activities. Exhibit 1.1 shows these accounting functions.

C1 Explain the purpose and importance of accounting.

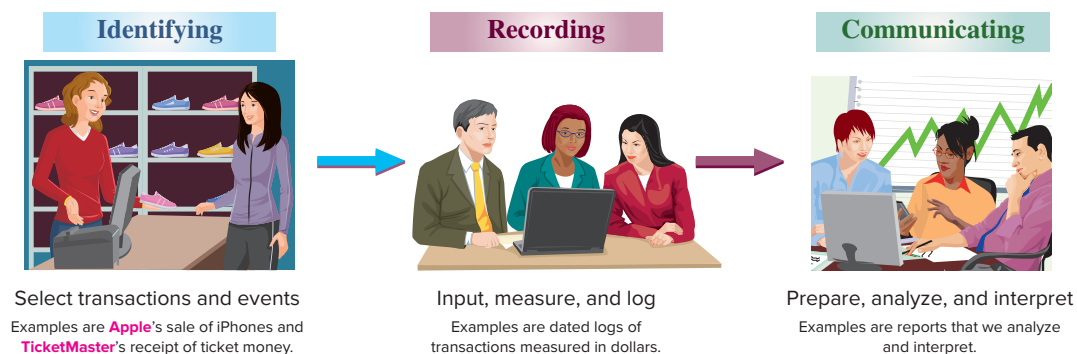


EXHIBIT 1.1
Accounting Functions

Our most common contact with accounting is through credit checks, checking accounts, tax forms, and payroll. These experiences focus on **recordkeeping**, or **bookkeeping**, which is the recording of transactions and events. This is just one part of accounting. Accounting also includes analysis and interpretation of information.

Point: Technology is only as useful as the accounting data available, and users' decisions are only as good as their understanding of accounting.

Technology plays a major role in accounting. Technology reduces the time, effort, and cost of recordkeeping while improving accuracy. As technology makes more information available, the demand for accounting knowledge increases. Consulting, planning, and other financial services are closely linked to accounting.

C2

Identify users and uses of, and opportunities in, accounting.



Users of Accounting Information

Accounting is called the *language of business* because it communicates data that help people make better decisions. People using accounting information are divided into two groups: *external users* and *internal users*. **Financial accounting** focuses on the needs of external users, and **managerial accounting** focuses on the needs of internal users.

External Users External users of accounting information do *not* directly run the organization and have limited access to its accounting information. These users get accounting information from general-purpose financial statements. Following is a partial list of external users and decisions they make with accounting information.

- *Lenders* (creditors) loan money or other resources to an organization. Banks, savings and loans, and mortgage companies are lenders. Lenders use information to assess if an organization will repay its loans.
- *Shareholders (investors)* are the owners of a corporation. They use accounting reports to decide whether to buy, hold, or sell stock.
- *Boards of directors* oversee organizations. Directors use accounting information to evaluate the performance of executive management.
- *External (independent) auditors* examine financial statements to verify that they are prepared according to generally accepted accounting principles.
- *Nonmanagerial and nonexecutive employees and labor unions* use external information to bargain for better wages.
- *Regulators* have legal authority over certain activities of organizations. For example, the Internal Revenue Service (IRS) requires accounting reports for computing taxes.
- *Voters and government officials* use information to evaluate government performance.
- *Contributors* to nonprofits use information to evaluate the use and impact of donations.
- *Suppliers* use information to analyze a customer before extending credit.
- *Customers* use financial reports to assess the stability of potential suppliers.

Internal Users Internal users of accounting information directly manage the organization. Internal reports are designed for the unique needs of managerial or executive employees, such as the chief executive officer (CEO). Following is a partial list of internal users and decisions they make with accounting information.



- *Purchasing managers* need to know what, when, and how much to purchase.
- *Human resource managers* need information about employees' payroll, benefits, and performance.
- *Production managers* use information to monitor costs and ensure quality.
- *Distribution managers* need reports for timely and accurate delivery of products and services.
- *Marketing managers* use reports to target consumers, set prices, and monitor consumer needs.
- *Service managers* use reports to provide better service to customers.
- *Research and development managers* use information on projected costs and revenues of innovations.

Opportunities in Accounting

Accounting has four areas of opportunities: financial, managerial, taxation, and accounting-related. Exhibit 1.2 lists selected opportunities in each area.

**EXHIBIT 1.2**

Accounting Opportunities

Point: The largest accounting firms are EY, KPMG, PwC, and Deloitte.

Point: Higher education yields higher pay:

Master's degree	\$73,738
Bachelor's degree	56,665
Associate's degree	39,771
High school degree	30,627
No high school degree	20,241

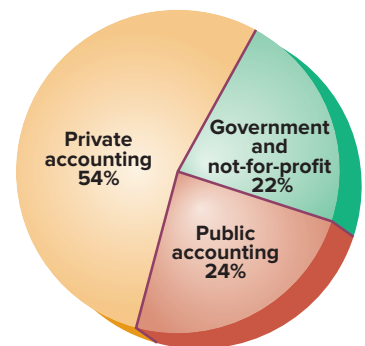
Exhibit 1.3 shows that the majority of opportunities are in *private accounting*, which are employees working for businesses. *Public accounting* involves accounting services such as auditing and taxation. Opportunities also exist in government and not-for-profit agencies, including business regulation and law enforcement.

Accounting specialists are highly regarded, and their professional standing is often denoted by a certificate. Certified public accountants (CPAs) must meet education and experience requirements, pass an exam, and be ethical. Many accounting specialists hold certificates in addition to or instead of the CPA. Two of the most common are the certificate in management accounting (CMA) and the certified internal auditor (CIA). Employers also look for specialists with designations such as certified bookkeeper (CB), certified payroll professional (CPP), certified fraud examiner (CFE), and certified forensic accountant (CrFA).

Accounting specialists are in demand. Exhibit 1.4 reports average annual salaries for several accounting positions. Salaries vary based on location, company size, and other factors.

EXHIBIT 1.3

Accounting Jobs by Area

**EXHIBIT 1.4**

Accounting Salaries

Public Accounting	Salary
Partner.....	\$245,000
Manager (6–8 years)	112,000
Senior (3–5 years)	90,000
Junior (0–2 years)	62,500

Private Accounting	Salary
CFO	\$290,000
Controller/Treasurer	180,000
Manager (6–8 years)	98,500
Senior (3–5 years)	81,500
Junior (0–2 years)	58,000

Recordkeeping	Salary
Full-charge bookkeeper.....	\$60,500
Accounts manager	58,000
Payroll manager	59,500
Accounting clerk (0–2 years)....	39,500

NEED-TO-KNOWs highlight key procedures and concepts in learning accounting; instructional audio/video recordings accompany each one

Identify the following users of accounting information as either an (a) external or (b) internal user.

- | | | |
|---------------------|----------------------------|-------------------------------|
| 1. ____ Regulator | 4. ____ Marketing manager | 7. ____ Production manager |
| 2. ____ CEO | 5. ____ Executive employee | 8. ____ Nonexecutive employee |
| 3. ____ Shareholder | 6. ____ External auditor | 9. ____ Bank lender |

Solution

1. a 2. b 3. a 4. b 5. b 6. a 7. b 8. a 9. a.

NEED-TO-KNOW 1-1

Accounting Users

C1 C2



Do More: QS 1-1, QS 1-2, E 1-1, E 1-2, E 1-3

FUNDAMENTALS OF ACCOUNTING

C3

Explain why ethics are crucial to accounting.

Point: A Code of Conduct is available at AICPA.org.

Ethics—A Key Concept

For information to be useful, it must be trusted. This demands ethics in accounting. **Ethics** are beliefs that separate right from wrong. They are accepted standards of good and bad behavior.

Accountants face ethical choices as they prepare financial reports. These choices can affect the salaries and bonuses paid to workers. They even can affect the success of products and services. Misleading information can lead to a bad decision that harms workers and the business. There is an old saying: *Good ethics are good business*. Exhibit 1.5 gives a three-step process for making ethical decisions.

EXHIBIT 1.5

Ethical Decision Making

1. Identify ethical concerns



Use ethics to recognize an ethical concern.

2. Analyze options



Consider all consequences.

3. Make ethical decision



Choose best option after weighing all consequences.



Fraud Triangle: Ethics under Attack

The fraud triangle shows that *three* factors push a person to commit fraud.

- **Opportunity.** A person must be able to commit fraud with a low risk of getting caught.
- **Pressure,** or incentive. A person must feel pressure or have incentive to commit fraud.
- **Rationalization,** or attitude. A person justifies fraud or does not see its criminal nature.

The key to stopping fraud is to focus on prevention. It is less expensive and more effective to prevent fraud from happening than it is to detect it.

To help prevent fraud, companies set up internal controls. **Internal controls** are procedures to protect assets, ensure reliable accounting, promote efficiency, and uphold company policies. Examples are good records, physical controls (locks), and independent reviews.

Enforcing Ethics

In response to major accounting scandals, like those at **Enron** and **WorldCom**, Congress passed the **Sarbanes-Oxley Act**, also called **SOX**, to help stop financial abuses. SOX requires documentation and verification of internal controls and emphasizes effective internal controls. Management must issue a report stating that internal controls are effective. **Auditors** verify the effectiveness of internal controls. Ignoring SOX can lead to penalties and criminal prosecution of executives. CEOs and CFOs who knowingly sign off on bogus accounting reports risk millions of dollars in fines and years in prison.

Dodd-Frank Wall Street Reform and Consumer Protection Act, or *Dodd-Frank*, has two important provisions.

- **Clawback** Mandates recovery (clawback) of excessive pay.
- **Whistleblower** SEC pays whistleblowers 10% to 30% of sanctions exceeding \$1 million.

Point: SOX requires a business that sells stock to disclose a code of ethics for its executives.

Point: An audit examines whether financial statements are prepared using GAAP.



Ethical Risk boxes highlight ethical issues from practice

Ethical Risk

Ethics Pay The \$100 million mark in total payments made by the SEC to whistleblowers was recently surpassed. Since the SEC began awarding whistleblowers a percentage of money from sanctions, over 14,000 tips have been reported. Many of the tips come from accountants. ■

Generally Accepted Accounting Principles

Financial accounting is governed by concepts and rules known as **generally accepted accounting principles (GAAP)**. GAAP wants information to have *relevance* and *faithful representation*. Relevant information affects decisions of users. Faithful representation means information accurately reflects the business results.

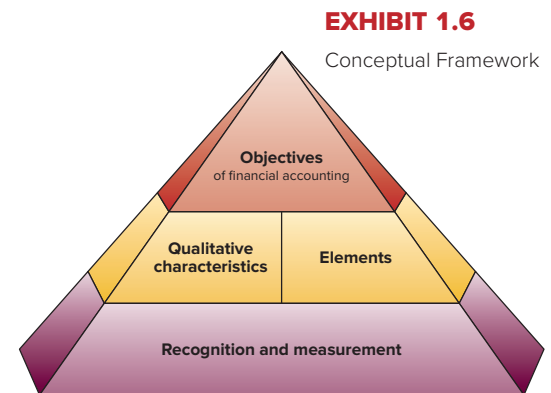
The **Financial Accounting Standards Board (FASB)** is given the task of setting GAAP from the **Securities and Exchange Commission (SEC)**. The SEC is a U.S. government agency that oversees proper use of GAAP by companies that sell stock and debt to the public.

International Standards Our global economy demands comparability in accounting reports. The **International Accounting Standards Board (IASB)** issues **International Financial Reporting Standards (IFRS)** that identify preferred accounting practices. These standards are similar to, but sometimes different from, U.S. GAAP. The FASB and IASB are working to reduce differences between U.S. GAAP and IFRS.

Conceptual Framework

The FASB **conceptual framework** in Exhibit 1.6 consists of the following.

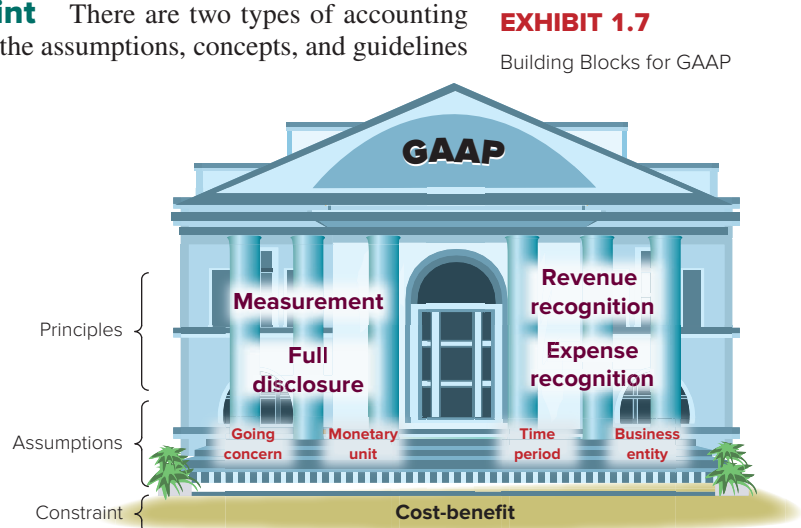
- **Objectives**—to provide information useful to investors, creditors, and others.
- **Qualitative characteristics**—to require information that has *relevance* and *faithful representation*.
- **Elements**—to define items in financial statements.
- **Recognition and measurement**—to set criteria for an item to be recognized as an element; and how to measure it.



Principles, Assumptions, and Constraint There are two types of accounting principles (and assumptions). *General principles* are the assumptions, concepts, and guidelines for preparing financial statements; these are shown in purple font in Exhibit 1.7, along with key assumptions in red font. *Specific principles* are detailed rules used in reporting business transactions and events; they are described as we encounter them.

Accounting Principles There are four general principles.

- **Measurement principle (cost principle)** Accounting information is based on actual cost. Cost is measured on a cash or equal-to-cash basis. This means if cash is given for a service, its cost is measured by the cash paid. If something besides cash is exchanged (such as a car traded for a truck), cost is measured as the cash value of what is given up or received. Information based on cost is considered objective. *Objectivity* means that information is supported by independent, unbiased evidence. Later chapters cover adjustments to market and introduce *fair value*.
- **Revenue recognition principle** Revenue is recognized (1) when goods or services are provided to customers and (2) at the amount expected to be received from the customer. Revenue (sales) is the amount received from selling products and services. The amount received is usually in cash, but it also can be a customer's promise to pay at a future date, called credit sales. (To *recognize* means to record it.)



Point: A company pays \$500 for equipment. The cost principle requires it be recorded at \$500. It makes no difference if the owner thinks this equipment is worth \$700.

Example: A lawn service bills a customer \$800 on June 1 for two months of mowing (June and July). The customer pays the bill on July 1. When is revenue recorded?
Answer: It is recorded over time as it is earned; record \$400 revenue for June and \$400 for July.

Example: Credit cards are used to pay \$200 in gas for a lawn service during June and July. The cards are paid in August. When is expense recorded?
Answer: If revenue is earned over time, record \$100 expense in June and \$100 in July.



©Shane Roper/CSM/REX/Shutterstock

- **Expense recognition principle (matching principle)** A company records the expenses it incurred to generate the revenue reported. An example is rent costs of office space.
- **Full disclosure principle** A company reports the details behind financial statements that would impact users’ decisions. Those disclosures are often in footnotes to the statements.

Decision Insight





Measurement and Recognition Revenues for the **Seattle Seahawks, Atlanta Falcons, Green Bay Packers**, and other professional football teams include ticket sales, television broadcasts, concessions, and advertising. Revenues from ticket sales are earned when the NFL team plays each game. Advance ticket sales are not revenues; instead, they are a liability until the NFL team plays the game for which the ticket was sold. At that point, the liability is removed and revenues are reported. ■

Accounting Assumptions There are four accounting assumptions.

- **Going-concern assumption** Accounting information presumes that the business will continue operating instead of being closed or sold. This means, for example, that property is reported at cost instead of liquidation value.
- **Monetary unit assumption** Transactions and events are expressed in monetary, or money, units. Examples of monetary units are the U.S. dollar and the Mexican peso.
- **Time period assumption** The life of a company can be divided into time periods, such as months and years, and useful reports can be prepared for those periods.
- **Business entity assumption** A business is accounted for separately from other business entities and its owner. Exhibit 1.8 describes four common business entities.

EXHIBIT 1.8

Attributes of Businesses

	Sole Proprietorship 	Partnership 	Corporation 	Limited Liability Company (LLC) 
Number of owners	1 owner; easy to set up.	2 or more, called <i>partners</i> ; easy to set up.	1 or more, called <i>stockholders</i> ; can get many investors by selling stock or shares of corporate ownership.*	1 or more, called <i>members</i> .
Business taxation	No additional business income tax.	No additional business income tax.	Additional corporate income tax.	No additional business income tax.
Owner liability	Unlimited liability. Owner is personally liable for proprietorship debts.	Unlimited liability. Partners are jointly liable for partnership debts.	Limited liability. Owners, called stockholders (or shareholders), are not liable for corporate acts and debts.	Limited liability. Owners, called members , are not personally liable for LLC debts.
Legal entity	<i>Not</i> a separate legal entity.	<i>Not</i> a separate legal entity.	A separate entity with the same rights and responsibilities as a person.	A separate entity with the same rights and responsibilities as a person.
Business life	Business ends with owner death or choice.	Business ends with a partner death or choice.	Indefinite.	Indefinite.

*When a corporation issues only one class of stock, it is called **common stock** (or *capital stock*).

Point: Proprietorships, partnerships, and LLCs are managed by their owners. In a corporation, the owners (shareholders) elect a board of directors who hire managers to run the business.

Accounting Constraint The **cost-benefit constraint**, or **cost constraint**, says that information disclosed by an entity must have benefits to the user that are greater than the costs of providing it. *Materiality*, or the ability of information to influence decisions, is also sometimes mentioned as a constraint. *Conservatism* and *industry practices* are sometimes listed as well.

Decision Ethics *Decision Ethics boxes are role-playing exercises that stress ethics in accounting*

Entrepreneur You and a friend develop a new design for ice skates that improves speed. You plan to form a business to manufacture and sell the skates. You and your friend want to minimize taxes, but your big concern is potential lawsuits from customers who might be injured on these skates. What form of organization do you set up? ■ **Answer:** You should probably form an LLC. An LLC helps protect *personal* property from lawsuits directed at the business. Also, an LLC is not subject to an additional business income tax. You also must examine the ethical and social aspects of starting a business where injuries are expected.

Point: Double taxation means that (1) the corporation income is taxed and (2) any dividends to owners are taxed as part of the owners' personal income.

Part 1: Identify each of the following terms/phrases as either an accounting (a) principle, (b) assumption, or (c) constraint.

- | | | |
|-------------------------|-------------------------|-----------------------------|
| 1. ____ Cost-benefit | 4. ____ Going-concern | 7. ____ Expense recognition |
| 2. ____ Measurement | 5. ____ Full disclosure | 8. ____ Revenue recognition |
| 3. ____ Business entity | 6. ____ Time period | |

Solution

1. c 2. a 3. b 4. b 5. a 6. b 7. a 8. a

Part 2: Complete the following table with either a *yes* or a *no* regarding the attributes of a partnership, corporation, and LLC.

Attribute Present	Partnership	Corporation	LLC
Business taxed	a. ____	e. ____	i. ____
Limited liability	b. ____	f. ____	j. ____
Legal entity	c. ____	g. ____	k. ____
Unlimited life	d. ____	h. ____	l. ____

Solution

a. no b. no c. no d. no e. yes f. yes g. yes h. yes i. no j. yes k. yes l. yes

NEED-TO-KNOW 1-2

Accounting Guidance

C3 C4



Do More: QS 1-3, QS 1-4, QS 1-5, QS 1-6, E 1-4, E 1-5, E 1-6, E 1-7

BUSINESS TRANSACTIONS AND ACCOUNTING

Accounting shows two basic aspects of a company: what it owns and what it owes. *Assets* are resources a company owns or controls. The claims on a company's assets—what it owes—are separated into owner (equity) and nonowner (liability) claims. Together, liabilities and equity are the source of funds to acquire assets.

Assets *Assets* are resources a company owns or controls. These resources are expected to yield future benefits. Examples are web servers for an online services company, musical instruments for a rock band, and land for a vegetable grower. Assets include cash, supplies, equipment, land, and accounts receivable. A *receivable* is an asset that promises a future inflow of resources. A company that provides a service or product on credit has an account receivable from that customer.

Liabilities *Liabilities* are creditors' claims on assets. These claims are obligations to provide assets, products, or services to others. A *payable* is a liability that promises a future outflow of resources. Examples are wages payable to workers, accounts payable to suppliers, notes (loans) payable to banks, and taxes payable.

Equity *Equity* is the owner's claim on assets and is equal to assets minus liabilities. Equity is also called *net assets* or *residual equity*.

A1

Define and interpret the accounting equation and each of its components.

Point: "On credit" and "on account" mean cash is paid at a future date.

Accounting Equation

The relation of assets, liabilities, and equity is shown in the following **accounting equation**. **The accounting equation applies to all transactions and events, to all companies and organizations, and to all points in time.**

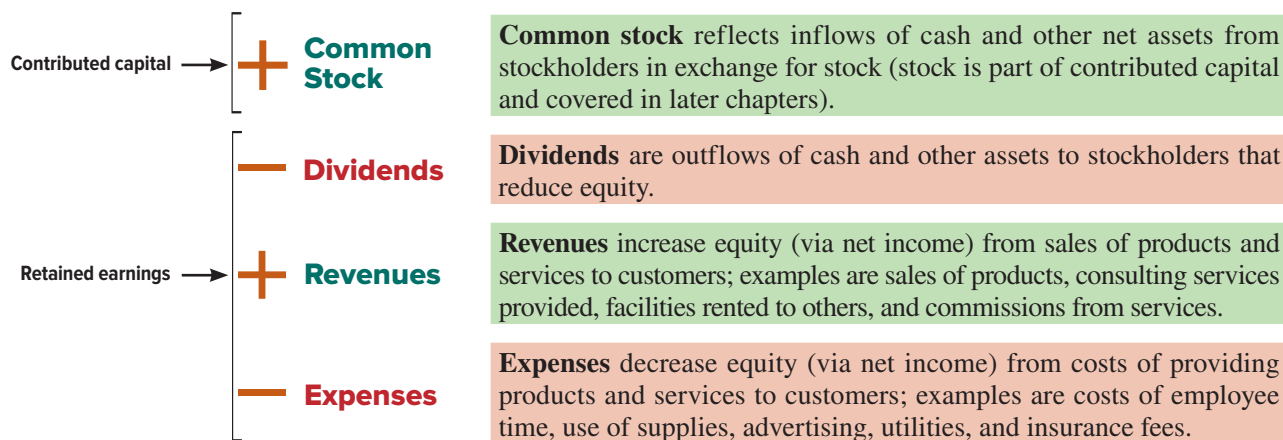
$$\text{Assets} = \text{Liabilities} + \text{Equity}$$

Point: This equation can be rearranged. Example:
Assets – Liabilities = Equity

We can break down equity to get the **expanded accounting equation**.

$$\begin{aligned} \text{Assets} &= \text{Liabilities} + \overbrace{\text{Contributed Capital} + \text{Retained Earnings}}^{\text{Equity}} \\ &= \text{Liabilities} + \text{Common Stock} - \text{Dividends} + \text{Revenues} - \text{Expenses} \end{aligned}$$

We see that equity increases from **owner investments**, called *stock issuances*, and from revenues. It decreases from dividends and from expenses. Equity consists of four parts.



©Greg Epperson/Shutterstock

Decision Insight



Big Data The SEC keeps an online database called **EDGAR** (sec.gov/edgar) that has accounting information for thousands of companies, such as **Columbia Sportswear**, that issue stock to the public. The annual report filing for most publicly traded U.S. companies is known as Form 10-K, and the quarterly filing is Form 10-Q. Information services such as Finance.Yahoo.com offer online data and analysis. ■

NEED-TO-KNOW 1-3

Accounting Equation

A1



Part 1: Use the *accounting equation* to compute the missing financial statement amounts.

Company	Assets	Liabilities	Equity
Bose	\$150	\$ 30	\$ (a)
Vogue	\$ (b)	\$100	\$300

Solution

a. \$120 b. \$400

Part 2: Use the *expanded accounting equation* to compute the missing financial statement amounts.

Company	Assets	Liabilities	Common Stock	Dividends	Revenues	Expenses
Tesla	\$200	\$ 80	\$100	\$5	\$ (a)	\$40
YouTube	\$400	\$160	\$220	\$ (b)	\$ 120	\$90

Solution

a. \$65 b. \$10

Do More: QS 1-7, QS 1-8,
E 1-8, E 1-9

Transaction Analysis

Business activities are described in terms of transactions and events. **External transactions** are exchanges of value between two entities, which cause changes in the accounting equation. An example is the sale of the *AppleCare Protection Plan* by **Apple**. **Internal transactions** are exchanges within an entity, which may or may not affect the accounting equation. An example is **Target's** use of its supplies, which are reported as expenses when used. **Events** are happenings that affect the accounting equation *and* are reliably measured. They include business events such as changes in the market value of certain assets and liabilities and natural events such as fires that destroy assets and create losses.

This section uses the accounting equation to analyze 11 transactions and events of FastForward, a start-up consulting (service) business, in its first month of operations. Remember that after each transaction and event, assets *always* equal liabilities plus equity.

Transaction 1: Investment by Owner On December 1, Chas Taylor forms a consulting business named FastForward and set up as a corporation. FastForward evaluates the performance of footwear and accessories. Taylor owns and manages the business, which will publish online reviews and consult with clubs, athletes, and others who purchase **Nike** and **Adidas** products.

Taylor invests \$30,000 cash in the new company and deposits the cash in a bank account opened under the name of FastForward. After this transaction, cash (an asset) and stockholders' equity each equals \$30,000. Equity is increased by the owner's investment (stock issuance), which is included in the column titled Common Stock. The effect of this transaction on FastForward is shown in the accounting equation as follows (we label the equity entries).

	Assets		=	Liabilities	+	Equity
	Cash		=			Common Stock
(1)	+\$30,000		=			+\$30,000 Owner investment

FAST Forward

Real company names are in bold magenta



Transaction 2: Purchase Supplies for Cash FastForward uses \$2,500 of its cash to buy supplies of Nike and Adidas footwear for performance testing over the next few months. This transaction is an exchange of cash, an asset, for another kind of asset, supplies. It simply changes the form of assets from cash to supplies. The decrease in cash is exactly equal to the increase in supplies. The supplies of footwear are assets because of the expected future benefits from the test results of their performance.

	Assets		=	Liabilities	+	Equity
	Cash	+	Supplies	=		Common Stock
Old Bal.	\$30,000			=		\$30,000
(2)	−2,500	+	\$2,500	=		
New Bal.	\$27,500	+	\$2,500	=		\$30,000
	\$30,000					\$30,000

Transaction 3: Purchase Equipment for Cash FastForward spends \$26,000 to acquire equipment for testing footwear. Like Transaction 2, Transaction 3 is an exchange of one asset, cash, for another asset, equipment. The equipment is an asset because of its expected future benefits from testing footwear. This purchase changes the makeup of assets but does not change the asset total. The accounting equation remains in balance.

	Assets				=	Liabilities	+	Equity
	Cash	+	Supplies	+	Equipment	=		Common Stock
Old Bal.	\$27,500	+	\$2,500			=		\$30,000
(3)	−26,000			+	\$26,000	=		
New Bal.	\$1,500	+	\$2,500	+	\$26,000	=		\$30,000
	\$30,000							\$30,000

Example: If FastForward pays \$500 cash in Transaction 4, how does this partial payment affect the liability to CalTech? *Answer:* The liability to CalTech is reduced to \$6,600 and the cash balance is reduced to \$1,000.

Transaction 4: Purchase Supplies on Credit Taylor decides more supplies of footwear and accessories are needed. These additional supplies cost \$7,100, but FastForward has only \$1,500 in cash. Taylor arranges to purchase them on credit from CalTech Supply Company. Thus, FastForward acquires supplies in exchange for a promise to pay for them later. This purchase increases assets by \$7,100 in supplies, and liabilities (called *accounts payable* to CalTech Supply) increase by the same amount.

	Assets					=	Liabilities	+	Equity
	Cash	+	Supplies	+	Equipment	=	Accounts Payable	+	Common Stock
Old Bal.	\$1,500	+	\$2,500	+	\$26,000	=			\$30,000
(4)		+	7,100			=	+7,100		
New Bal.	\$1,500	+	\$9,600	+	\$26,000	=	\$ 7,100	+	\$30,000
	\$37,100						\$37,100		

Point: Revenue recognition principle requires that revenue is recognized when work is performed.

Transaction 5: Provide Services for Cash FastForward plans to earn revenues by selling online ad space and consulting with clients about footwear and accessories. It earns net income only if its revenues are greater than its expenses. In its first job, FastForward provides consulting services and immediately collects \$4,200 cash. The accounting equation reflects this increase in cash of \$4,200 and in equity of \$4,200. This increase in equity is shown in the far right column under Revenues because the cash received is earned by providing consulting services.

	Assets					=	Liabilities	+	Equity		
	Cash	+	Supplies	+	Equipment	=	Accounts Payable	+	Common Stock	+	Revenues
Old Bal.	\$1,500	+	\$9,600	+	\$26,000	=	\$7,100	+	\$30,000		
(5)	<u>+4,200</u>					=				+	<u>\$4,200</u> Consulting
New Bal.	\$5,700	+	\$9,600	+	\$26,000	=	\$7,100	+	\$30,000	+	\$ 4,200
	\$41,300						\$41,300				

Point: Expense recognition principle requires that expenses are recognized when the revenue they help generate is recorded.

Transactions 6 and 7: Payment of Expenses in Cash FastForward pays \$1,000 to rent its facilities. Paying this amount allows FastForward to occupy the space for the month of December. The rental payment is shown in the following accounting equation as Transaction 6. FastForward also pays the biweekly \$700 salary of the company's only employee. This is shown in the accounting equation as Transaction 7. Both Transactions 6 and 7 are December expenses for FastForward. The costs of both rent and salary are expenses, not assets, because their benefits are used in December (they have no future benefits after December). The accounting equation shows that both transactions reduce cash and equity. The far right column shows these decreases as Expenses.

Increases in expenses yield decreases in equity.

	Assets					=	Liabilities	+	Equity				
	Cash	+	Supplies	+	Equipment	=	Accounts Payable	+	Common Stock	+	Revenues	-	Expenses
Old Bal.	\$5,700	+	\$9,600	+	\$26,000	=	\$7,100	+	\$30,000	+	\$4,200		
(6)	-1,000					=						-	\$1,000 Rent
Bal.	4,700	+	9,600	+	26,000	=	7,100	+	30,000	+	4,200	-	1,000
(7)	- 700					=						-	700 Salaries
New Bal.	\$4,000	+	\$9,600	+	\$26,000	=	\$7,100	+	\$30,000	+	\$4,200	-	\$1,700
	\$39,600						\$39,600						

Transaction 8: Provide Services and Facilities for Credit FastForward provides consulting services of \$1,600 and rents its test facilities for an additional \$300 to Adidas on credit. Adidas is billed for the \$1,900 total. This transaction creates a new asset, called *accounts receivable*, from Adidas. Accounts receivable is increased instead of cash because the payment has not yet been received. Equity is increased from the two revenue components shown in the Revenues column of the accounting equation.

Point: Transaction 8, like 5, records revenue when work is performed, not necessarily when cash is received.

	Assets					=	Liabilities	+	Equity						
	Cash	+	Accounts Receivable	+	Supplies	+	Equipment	=	Accounts Payable	+	Common Stock	+	Revenues	−	Expenses
Old Bal.	\$4,000			+	\$9,600	+	\$26,000	=	\$7,100	+	\$30,000	+	\$4,200	−	\$1,700
(8)		+	\$1,900									+	\$1,600 Consulting		
												+	\$300 Rental		
New Bal.	\$4,000	+	\$1,900	+	\$9,600	+	\$26,000	=	\$7,100	+	\$30,000	+	\$6,100	−	\$1,700
	\$41,500								\$41,500						

Transaction 9: Receipt of Cash from Accounts Receivable The client in Transaction 8 (Adidas) pays \$1,900 to FastForward 10 days after it is billed for consulting services. This Transaction 9 does not change the total amount of assets and does not affect liabilities or equity. It converts the receivable (an asset) to cash (another asset). It does not create new revenue. Revenue was recognized when FastForward performed the services in Transaction 8, not when the cash is collected.

Point: Transaction 9 involved no added client work, so no added revenue is recorded.

Point: Receipt of cash is not always a revenue.

	Assets					=	Liabilities	+	Equity						
	Cash	+	Accounts Receivable	+	Supplies	+	Equipment	=	Accounts Payable	+	Common Stock	+	Revenues	−	Expenses
Old Bal.	\$4,000	+	\$1,900	+	\$9,600	+	\$26,000	=	\$7,100	+	\$30,000	+	\$6,100	−	\$1,700
(9)	<u>+1,900</u>	−	<u>1,900</u>												
New Bal.	\$5,900	+	\$ 0	+	\$9,600	+	\$26,000	=	\$7,100	+	\$30,000	+	\$6,100	−	\$1,700
	<u>\$41,500</u>								<u>\$41,500</u>						

Transaction 10: Payment of Accounts Payable FastForward pays CalTech Supply \$900 cash as partial payment for its earlier \$7,100 purchase of supplies (Transaction 4), leaving \$6,200 unpaid. This transaction decreases FastForward's cash by \$900 and decreases its liability to CalTech Supply by \$900. Equity does not change. This event does not create an expense even though cash flows out of FastForward (instead the expense is recorded when FastForward uses these supplies).

	Assets					=	Liabilities	+	Equity						
	Cash	+	Accounts Receivable	+	Supplies	+	Equipment	=	Accounts Payable	+	Common Stock	+	Revenues	−	Expenses
Old Bal.	\$5,900	+	\$ 0	+	\$9,600	+	\$26,000	=	\$7,100	+	\$30,000	+	\$6,100	−	\$1,700
(10)	−900							=	−900						
New Bal.	\$5,000	+	\$ 0	+	\$9,600	+	\$26,000	=	\$6,200	+	\$30,000	+	\$6,100	−	\$1,700
	\$40,600								\$40,600						

Increases in dividends
yield decreases in
equity.

Transaction 11: Payment of Cash Dividend FastForward declares and pays a \$200 cash dividend to its owner (the sole shareholder). Dividends (decreases in equity) are not reported as expenses because they do not help earn revenue. Because dividends are not expenses, they are not used in computing net income.

	Assets					=	Liabilities	+		Equity							
	Cash	+	Accounts Receivable	+	Supplies	+	Equipment	=	Accounts Payable	+	Common Stock	-	Dividends	+	Revenues	-	Expenses
Old Bal.	\$5,000	+	\$ 0	+	\$9,600	+	\$26,000	=	\$6,200	+	\$30,000			+	\$6,100	-	\$1,700
(11)	- 200											- \$200	Dividends				
New Bal.	<u>\$4,800</u>	+	<u>\$ 0</u>	+	<u>\$9,600</u>	+	<u>\$26,000</u>	=	<u>\$6,200</u>	+	<u>\$30,000</u>	-	<u>\$200</u>	+	<u>\$6,100</u>	-	<u>\$1,700</u>
	\$40,400								\$40,400								

EXHIBIT 1.9

Summary of Transactions
Using the Accounting
Equation

Summary of Transactions

Exhibit 1.9 shows the effects of these 11 transactions of FastForward using the accounting equation. Assets equal liabilities plus equity after each transaction.

Assets						=	Liabilities	+	Equity								
	Cash	+	Accounts Receivable	+	Supplies	+	Equipment	=	Accounts Payable	+	Common Stock	-	Dividends	+	Revenues	-	Expenses
(1)	\$30,000							=			\$30,000						
(2)	<u>- 2,500</u>				<u>+ \$2,500</u>												
Bal.	27,500				+ 2,500			=			30,000						
(3)	<u>-26,000</u>					<u>+ \$26,000</u>											
Bal.	1,500				+ 2,500	+ 26,000		=			30,000						
(4)	<u></u>				<u>+ 7,100</u>			=	<u>+ \$7,100</u>								
Bal.	1,500				+ 9,600	+ 26,000		=	7,100	+	30,000						
(5)	<u>+ 4,200</u>														<u>+ \$4,200</u>		
Bal.	5,700				+ 9,600	+ 26,000		=	7,100	+	30,000				+ 4,200		
(6)	<u>- 1,000</u>																<u>- \$1,000</u>
Bal.	4,700				+ 9,600	+ 26,000		=	7,100	+	30,000				+ 4,200	- 1,000	
(7)	<u>- 700</u>																<u>- 700</u>
Bal.	4,000				+ 9,600	+ 26,000		=	7,100	+	30,000				+ 4,200	- 1,700	
(8)		<u>+ \$1,900</u>													<u>+ 1,600</u>		
															<u>+ 300</u>		
Bal.	4,000	+	1,900		+ 9,600	+ 26,000		=	7,100	+	30,000				6,100	- 1,700	
(9)	<u>+ 1,900</u>	<u>- 1,900</u>															
Bal.	5,900	+	0		+ 9,600	+ 26,000		=	7,100	+	30,000				+ 6,100	- 1,700	
(10)	<u>- 900</u>								<u>- 900</u>								
Bal.	5,000	+	0		+ 9,600	+ 26,000		=	6,200	+	30,000				+ 6,100	- 1,700	
(11)	<u>- 200</u>												<u>- \$200</u>				
Bal.	\$ 4,800	+	\$ 0		+ \$9,600	+ \$26,000		=	\$ 6,200	+	\$30,000	-	\$200		+ \$6,100	- \$1,700	

NEED-TO-KNOW 1-4

Transaction Analysis

P1



Do More: QS 1-10, QS 1-11,
E 1-10, E 1-11, E 1-13

Assume Tata Company began operations on January 1 and completed the following transactions during its first month of operations. Arrange the following asset, liability, and equity titles in a table like Exhibit 1.9: Cash; Accounts Receivable; Equipment; Accounts Payable; Common Stock; Dividends; Revenues; and Expenses.

- Jan. 1 Jamsetji Tata invested \$4,000 cash in Tata Company in exchange for its common stock.
5 The company purchased \$2,000 of equipment on credit.
14 The company provided \$540 of services for a client on credit.
21 The company paid \$250 cash for an employee's salary.

Solution

Assets = Liabilities + Equity																
	Cash	+	Accounts Receivable	+	Equipment	=	Accounts Payable	+	Common Stock	−	Dividends	+	Revenues	−	Expenses	
Jan. 1	\$4,000					=			\$4,000							
Jan. 5				+	\$2,000		+\$2,000									
Bal.	4,000			+	2,000	=	2,000	+	4,000							
Jan. 14		+	\$540									+	\$540			
Bal.	4,000	+	540	+	2,000	=	2,000	+	4,000			+	540			
Jan. 21	−250													−	\$250	
Bal.	3,750	+	540	+	2,000	=	2,000	+	4,000			+	540	−	250	
	\$6,290						\$6,290									

COMMUNICATING WITH USERS

Financial statements are prepared in the order below using the 11 transactions of FastForward. (These statements are *unadjusted*—we explain this in Chapters 2 and 3.) The four financial statements and their purposes follow.

P2

Identify and prepare basic financial statements and explain how they interrelate.

Financial Statement	Layout	Purpose
Income statement	<div>Revenue</div> <div>− Expenses</div> <div>Net income</div>	Describes a company's revenues and expenses and computes net income or loss over a period of time.
Statement of retained earnings	<div>Beg. retained earnings</div> <div>+ Net income</div> <div>− Dividends</div> <div>End. retained earnings</div>	Explains changes in retained earnings from net income (or loss) and any dividends over a period of time.
Balance sheet	<div>Assets = Liabilities</div> <div>+ Equity</div>	Describes a company's financial position (types and amounts of assets, liabilities, and equity) <i>at a point in time</i> .
Statement of cash flows	<div>+/- Operating C.F.</div> <div>+/- Investing C.F.</div> <div>+/- Financing C.F.</div> <div>Change in cash</div>	Identifies cash inflows (receipts) and cash outflows (payments) over a period of time.

Income Statement

FastForward's income statement for December is shown at the top of Exhibit 1.10. Information about revenues and expenses is taken from the Equity columns of Exhibit 1.9. Revenues are reported first on the income statement. They include consulting revenues of \$5,800 from Transactions 5 and 8 and rental revenue of \$300 from Transaction 8. Expenses are reported after revenues. Rent and salary expenses are from Transactions 6 and 7. Expenses are the costs to generate the revenues reported. **Net income** occurs when revenues exceed expenses. A **net loss** occurs when expenses exceed revenues. Net income (or loss) is shown at the bottom of the statement and is the amount reported in December. Stockholders' investments and dividends are *not* part of income.

Key terms are in bold and defined again in the glossary

Point: Net income is sometimes called earnings or profit.

EXHIBIT 1.10

Financial Statements and Their Links

Point: A statement's heading identifies the company, the statement title, and the date or time period.

Point: Arrow lines show how the statements are linked.

- ① Net income is used to compute retained earnings.
- ② Retained earnings is used to prepare the balance sheet.
- ③ Cash from the balance sheet is used to reconcile the statement of cash flows.

Point: The income statement, the statement of retained earnings, and the statement of cash flows are prepared for a *period* of time. The balance sheet is prepared as of a *point* in time.

FASTFORWARD Income Statement For Month Ended December 31, 2019			
Revenues			
Consulting revenue (\$4,200 + \$1,600)	\$ 5,800		
Rental revenue	300		
Total revenues		\$ 6,100	
Expenses			
Rent expense	1,000		
Salaries expense	700		
Total expenses		1,700	
Net income		<u>\$ 4,400</u>	①

FASTFORWARD Statement of Retained Earnings For Month Ended December 31, 2019			
Retained earnings, December 1, 2019	\$ 0		①
Plus: Net income	4,400		
	4,400		
Less: Dividends		200	
Retained earnings, December 31, 2019		<u>\$ 4,200</u>	②

FASTFORWARD Balance Sheet December 31, 2019			
Assets		Liabilities	
Cash	\$ 4,800	Accounts payable	\$ 6,200
Supplies	9,600	Total liabilities	6,200
Equipment	26,000	Equity	
		Common stock	30,000
		Retained earnings	4,200
		Total equity	34,200
Total assets	<u>\$40,400</u>	Total liabilities and equity	<u>\$ 40,400</u>

FASTFORWARD Statement of Cash Flows For Month Ended December 31, 2019			
Cash flows from operating activities			
Cash received from clients (\$4,200 + \$1,900)	\$ 6,100		
Cash paid for expenses (\$2,500 + \$900 + \$1,000 + \$700)	(5,100)		
Net cash provided by operating activities		\$ 1,000	
Cash flows from investing activities			
Cash paid for equipment	(26,000)		
Net cash used by investing activities		(26,000)	
Cash flows from financing activities			
Cash investments from shareholders	30,000		
Cash dividends to shareholders	(200)		
Net cash provided by financing activities		29,800	
Net increase in cash		\$ 4,800	
Cash balance, December 1, 2019		0	
Cash balance, December 31, 2019		<u>\$ 4,800</u>	③

Point: A single ruled line means an addition or subtraction. Final totals are double underlined. Negative amounts may or may not be in parentheses.

Statement of Retained Earnings

The statement of retained earnings reports how retained earnings changes over the reporting period. This statement shows beginning retained earnings, events that increase it (net income), and events that decrease it (dividends and net loss). Ending retained earnings is computed in this statement and is carried over and reported on the balance sheet. FastForward's statement of retained earnings is the second report in Exhibit 1.10. The beginning balance is measured as of the start of business on December 1. It is zero because FastForward did not exist before then. An existing business reports a beginning balance equal to the prior period's ending balance (such as from November 30). FastForward's statement shows the \$4,400 of net income for the period, which links the income statement to the statement of retained earnings (see line ①). The statement also reports the \$200 cash dividend and FastForward's end-of-period retained earnings balance.



©Pavel1964/Shutterstock

Balance Sheet

FastForward's balance sheet is the third report in Exhibit 1.10. This statement shows FastForward's financial position at the end of business day on December 31. The left side of the balance sheet lists FastForward's assets: cash, supplies, and equipment. The upper right side of the balance sheet shows that FastForward owes \$6,200 to creditors. Any other liabilities (such as a bank loan) would be listed here. The equity balance is \$34,200. Line ② shows the link between the ending balance of the statement of retained earnings and the retained earnings balance on the balance sheet. (This presentation of the balance sheet is called the *account form*: assets on the left and liabilities and equity on the right. Another presentation is the *report form*: assets on top, followed by liabilities and then equity at the bottom. Both are acceptable.) As always, the accounting equation balances: Assets of \$40,400 = Liabilities of \$6,200 + Equity of \$34,200.

Statement of Cash Flows

FastForward's statement of cash flows is the final report in Exhibit 1.10. The first section reports cash flows from *operating activities*. It shows the \$6,100 cash received from clients and the \$5,100 cash paid for supplies, rent, and employee salaries. Outflows are in parentheses to denote subtraction. Net cash provided by operating activities for December is \$1,000. The second section reports *investing activities*, which involve buying and selling assets such as land and equipment that are held for *long-term use* (typically more than one year). The only investing activity is the \$26,000 purchase of equipment. The third section shows cash flows from *financing activities*, which include *long-term* borrowing and repaying of cash from lenders and the cash investments from, and dividends to, stockholders. FastForward reports \$30,000 from the owner's initial investment and a \$200 cash dividend. The net cash effect of all financing transactions is a \$29,800 cash inflow. The final part of the statement shows an increased cash balance of \$4,800. The ending balance is also \$4,800 as it started with no cash—see line ③.

Point: Payment for supplies is an operating activity because supplies are expected to be used up in short-term operations (typically less than one year).

Point: Investing activities refer to long-term asset investments by the company, *not* to owner investments.

Prepare the (a) income statement, (b) statement of retained earnings, and (c) balance sheet for **Apple** using the following *condensed* data from its fiscal year ended September 30, 2017 (\$ in millions).

Accounts payable	\$ 49,049	Revenues	\$229,234
Other liabilities	192,223	Investments and other assets	303,373
Cost of sales	141,048	Land and equipment (net)	33,783
Cash	20,289	Selling, general, and other expenses	39,835
Common stock	35,867	Accounts receivable	17,874
Retained earnings, Sep. 24, 2016	96,998	Net income	48,351
Dividends	47,169	Retained earnings, Sep. 30, 2017	98,180

NEED-TO-KNOW 1-5

Financial Statements

P2



APPLE

Solution (\$ in millions)

APPLE Income Statement For Fiscal Year Ended September 30, 2017	
Revenues	\$229,234
Expenses	
Cost of sales	\$141,048
Selling, general, and other expenses	39,835
Total expenses	180,883
Net income	<u>\$ 48,351</u>

APPLE Statement of Retained Earnings For Fiscal Year Ended September 30, 2017	
Retained earnings, Sep. 24, 2016	\$ 96,998
Plus: Net income	<u>48,351</u>
	145,349
Less: Dividends	47,169
Retained earnings, Sep. 30, 2017	<u>\$ 98,180</u>

APPLE Balance Sheet September 30, 2017			
Assets		Liabilities	
Cash	\$ 20,289	Accounts payable	\$ 49,049
Accounts receivable	17,874	Other liabilities	192,223
Land and equipment (net)	33,783	Total liabilities	241,272
Investments and other assets	303,373		
		Equity	
		Common stock	35,867
		Retained earnings	<u>98,180</u>
		Total equity	134,047
Total assets	<u>\$375,319</u>	Total liabilities and equity	<u>\$375,319</u>

Do More: QS 1-12, QS 1-13,
QS 1-14, E 1-15, E 1-16,
E 1-17

Decision Analysis (a section at the end of each chapter) covers ratios for decision making using real company data. Instructors can skip this section and cover all ratios in Chapter 13



Decision Analysis ■ ■ ■ Return on Assets

A2

Compute and interpret return on assets.

We organize financial statement analysis into four areas: (1) liquidity and efficiency, (2) solvency, (3) profitability, and (4) market prospects—Chapter 13 has a ratio listing with definitions and groupings by area. When analyzing ratios, we use a company's prior-year ratios and competitor ratios to identify good, bad, or average performance.

This chapter presents a profitability measure: return on assets. Return on assets is useful in evaluating management, analyzing and forecasting profits, and planning activities. **Return on assets (ROA)**, also called *return on investment (ROI)*, is defined in Exhibit 1.11.

EXHIBIT 1.11

Return on Assets

$$\text{Return on assets} = \frac{\text{Net income}}{\text{Average total assets}}$$

Net income is from the annual income statement, and average total assets is computed by adding the beginning and ending amounts for that same period and dividing by 2. **Nike** reports total net income of \$4,240 million for the current year. At the beginning of the current year its total assets are \$21,396 million, and at the end of the current year they total \$23,259 million. Nike's return on assets for the current year is:

$$\text{Return on assets} = \frac{\$4,240 \text{ million}}{(\$21,396 \text{ million} + \$23,259 \text{ million})/2} = 19.0\%$$

Is a 19.0% return on assets good or bad for Nike? To help answer this question, we compare (benchmark) Nike's return with its prior performance and the return of its competitor, **Under Armour** (see Exhibit 1.12). Nike shows a stable pattern of good returns that reflects effective use of assets. Nike has outperformed Under Armour in each of the last three years. Its management performed well based on Nike's return on assets.

Return on Assets	Current Year	1 Year Ago	2 Years Ago
Nike	19.0%	17.5%	16.3%
Under Armour	7.9	9.4	11.4

EXHIBIT 1.12

Nike and Under Armour
Returns

Decision Analysis ends with a role-playing scenario to show the usefulness of ratios

Decision Maker



Business Owner You own a winter ski resort that earns a 21% return on its assets. An opportunity to purchase a winter ski equipment manufacturer is offered to you. This manufacturer earns a 14% return on its assets. The industry return for competitors of this manufacturer is 9%. Do you purchase this manufacturer? ■ *Answer:* The 14% return on assets for the manufacturer exceeds the 9% industry return. This is positive for a potential purchase. Also, this purchase is an opportunity to spread your risk over two businesses. Still, you should hesitate to purchase a business whose 14% return is lower than your current 21% return. You might better direct efforts to increase investment in your resort if it can earn more than the 14% alternative.

Comprehensive Need-to-Know is a review of key chapter content; the Planning the Solution section offers strategies in solving it

After several months of planning, Jasmine Worthy started a haircutting business called Expressions. The following events occurred during its first month of business.

- a. Aug. 1 Worthy invested \$3,000 cash and \$15,000 of equipment in Expressions in exchange for its common stock.
- b. 2 Expressions paid \$600 cash for furniture for the shop.
- c. 3 Expressions paid \$500 cash to rent space in a strip mall for August.
- d. 4 Purchased \$1,200 of equipment on credit for the shop (recorded as accounts payable).
- e. 15 Expressions opened for business on August 5. Cash received from haircutting services in the first week and a half of business (ended August 15) was \$825.
- f. 16 Expressions provided \$100 of haircutting services on credit.
- g. 17 Expressions received a \$100 check for services previously rendered on credit.
- h. 18 Expressions paid \$125 cash to an assistant for hours worked for the grand opening.
- i. 31 Cash received from services provided during the second half of August was \$930.
- j. 31 Expressions paid \$400 cash toward the accounts payable entered into on August 4.
- k. 31 Expressions paid a \$900 cash dividend to Worthy (sole shareholder).

Required

1. Arrange the following asset, liability, and equity titles in a table similar to the one in Exhibit 1.9: Cash; Accounts Receivable; Furniture; Store Equipment; Accounts Payable; Common Stock; Dividends; Revenues; and Expenses. Show the effects of each transaction using the accounting equation.
2. Prepare an income statement for August.
3. Prepare a statement of retained earnings for August.
4. Prepare a balance sheet as of August 31.
5. Prepare a statement of cash flows for August.
6. Determine the return on assets ratio for August.

PLANNING THE SOLUTION

- Set up a table like Exhibit 1.9 with the appropriate columns for accounts.
- Analyze each transaction and show its effects as increases or decreases in the appropriate columns. Be sure the accounting equation remains in balance after each transaction.
- Prepare the income statement, and identify revenues and expenses. List those items on the statement, compute the difference, and label the result as *net income* or *net loss*.
- Use information in the Equity columns to prepare the statement of retained earnings.
- Use information in the last row of the transactions table to prepare the balance sheet.
- Prepare the statement of cash flows; include all events listed in the Cash column of the transactions table. Classify each cash flow as operating, investing, or financing.
- Calculate return on assets by dividing net income by average assets.

NEED-TO-KNOW 1-6

COMPREHENSIVE

Transaction Analysis,
Statement Preparation,
and Return on Assets

SOLUTION**1.**

Assets							=	Liabilities	+	Equity							
	Cash	+	Accounts Receivable	+	Furniture	+	Store Equipment	=	Accounts Payable	+	Common Stock	−	Dividends	+	Revenues	−	Expenses
a.	\$3,000						\$15,000				\$18,000						
b.	− 600			+	\$600												
Bal.	2,400			+	600	+	15,000	=			18,000						
c.	− 500															−	\$500
Bal.	1,900			+	600	+	15,000	=			18,000					−	500
d.						+	1,200		+\$1,200								
Bal.	1,900			+	600	+	16,200	=	1,200	+	18,000					−	500
e.	+ 825													+	\$ 825		
Bal.	2,725			+	600	+	16,200	=	1,200	+	18,000			+	825	−	500
f.		+	\$100											+	100		
Bal.	2,725	+	100	+	600	+	16,200	=	1,200	+	18,000			+	925	−	500
g.	+ 100	−	100														
Bal.	2,825	+	0	+	600	+	16,200	=	1,200	+	18,000			+	925	−	500
h.	− 125															−	125
Bal.	2,700	+	0	+	600	+	16,200	=	1,200	+	18,000			+	925	−	625
i.	+ 930													+	930		
Bal.	3,630	+	0	+	600	+	16,200	=	1,200	+	18,000			+	1,855	−	625
j.	− 400								− 400								
Bal.	3,230	+	0	+	600	+	16,200	=	800	+	18,000			+	1,855	−	625
k.	− 900											−	\$900				
Bal.	\$2,330	+	0	+	\$600	+	\$16,200	=	\$ 800	+	\$18,000	−	\$ 900	+	\$1,855	−	\$625

2.

EXPRESSIONS		
Income Statement		
For Month Ended August 31		
Revenues		
Haircutting services revenue		\$ 1,855
Expenses		
Rent expense	\$ 500	
Wages expense	125	
Total expenses		625
Net income		<u>\$ 1,230</u>

3.

EXPRESSIONS		
Statement of Retained Earnings		
For Month Ended August 31		
Retained earnings, August 1*	\$ 0	
Plus: Net income	<u>1,230</u>	
	1,230	
Less: Dividends	900	
Retained earnings, August 31	<u>\$ 330</u>	

*If Expressions had existed before August 1, the beginning retained earnings balance would equal the prior period's ending balance.

[continued on next page]

4.

EXPRESSIONS Balance Sheet August 31			
Assets		Liabilities	
Cash	\$ 2,330	Accounts payable	\$ 800
Furniture	600	Equity	
Store equipment	16,200	Common stock	18,000
		Retained earnings	<u>330</u>
		Total equity	18,330
Total assets	<u>\$19,130</u>	Total liabilities and equity	<u>\$19,130</u>

5.

EXPRESSIONS Statement of Cash Flows For Month Ended August 31			
Cash flows from operating activities			
Cash received from customers	\$ 1,855		
Cash paid for expenditures (\$500 + \$125 + \$400)	<u>(1,025)</u>		
Net cash provided by operating activities		\$ 830	
Cash flows from investing activities			
Cash paid for furniture		(600)	
Cash flows from financing activities			
Cash investments from shareholders	3,000		
Cash dividends to shareholders	<u>(900)</u>		
Net cash provided by financing activities		2,100	
Net increase in cash		\$2,330	
Cash balance, August 1		0	
Cash balance, August 31		<u>\$2,330</u>	

$$6. \text{ Return on assets} = \frac{\text{Net income}}{\text{Average assets}} = \frac{\$1,230}{(\$18,000* + \$19,130)/2} = \frac{\$1,230}{\$18,565} = \underline{\underline{6.63\%}}$$

*Uses the initial \$18,000 investment as the beginning balance for the start-up period only.

APPENDIX

Return and Risk

1A

This appendix covers return and risk analysis.

Net income is often linked to **return**. Return on assets (ROA) is stated in ratio form as income divided by assets invested. For example, banks report return from a savings account in the form of an interest return such as 2%. We also could invest in a company's stock, or even start our own business. How do we decide among these options? The answer depends on our trade-off between return and risk.

Risk is the uncertainty about the return we will earn. All business investments involve risk, but some investments involve more risk than others. The lower the risk of an investment, the lower is our expected return. The reason that savings accounts pay such a low return is the low risk of not being repaid with interest (the government guarantees most savings accounts). If we buy a share of **eBay** or any other company, we might get a large return. However, we have no guarantee of any return; there is even the risk of loss.

Exhibit 1A.1 shows recent returns for 10-year bonds with different risks. *Bonds* are written promises by organizations to repay amounts loaned with interest. U.S. Treasury bonds have a low expected return, but they also have low risk because they are backed by the U.S. government. High-risk corporate bonds have a much larger potential return but have much higher risk.

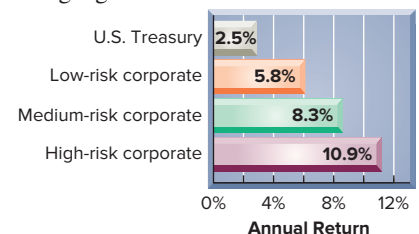
The trade-off between return and risk is a normal part of business. Higher risk implies higher, but riskier, expected returns. To help us make better decisions, we use accounting information to assess both return and risk.

A3

Explain the relation between return and risk.

EXHIBIT 1A.1

Average Returns for Bonds with Different Risks



APPENDIX

1B

Business Activities

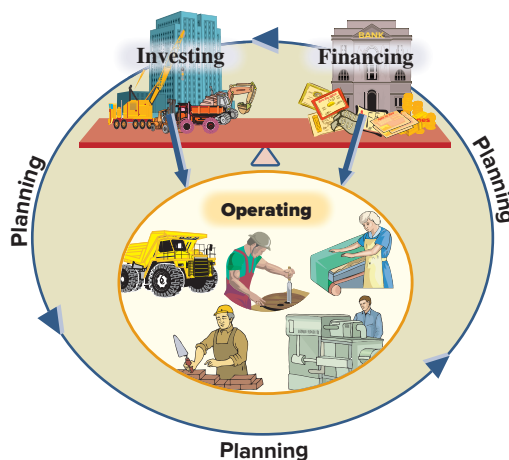
C5

Identify and describe the three major activities of organizations.

Point: Investing (assets) and financing (liabilities plus equity) totals are *always* equal.

EXHIBIT 1B.1

Activities of Organizations



This appendix explains how the accounting equation is linked to business activities. There are three major types of business activities: financing, investing, and operating. Each of these requires planning. *Planning* is defining an organization's ideas, goals, and actions.

Financing *Financing activities* provide the resources organizations use to pay for assets such as land, buildings, and equipment. The two sources of financing are owner and nonowner. *Owner financing* refers to resources contributed by the owner along with any income the owner leaves in the organization. *Nonowner (or creditor) financing* refers to resources loaned by creditors (lenders).

Investing *Investing activities* are the acquiring and disposing of assets that an organization uses to buy and sell its products or services. Some organizations require land and factories to operate. Others need only an office. Invested amounts are referred to as *assets*. Creditor and owner financing hold claims on assets. Creditors' claims are called *liabilities*, and the owner's claim is called *equity*. This yields the *accounting equation*: Assets = Liabilities + Equity.

Operating *Operating activities* involve using resources to research, develop, purchase, produce, distribute, and market products and services. Sales and revenues are the inflow of assets from selling products and services. Costs and expenses are the outflow of assets to support operating activities.

Exhibit 1B.1 summarizes business activities. Planning is part of each activity and gives them meaning and focus. Investing (assets) and financing (liabilities and equity) are opposite each other because they always are equal. Operating activities are below to show that they are the result of investing and financing.

Summary: Cheat Sheet

ACCOUNTING USES

External users: Do not directly run the organization and have limited access to its accounting information. Examples are lenders, shareholders, boards of directors, external auditors, nonexecutive employees, labor unions, regulators, voters, donors, suppliers, and customers.

Internal users: Directly manage organization operations. Examples are the CEO and other executives, research and development managers, purchasing managers, production managers, and other managerial-level employees.

Private accounting: Accounting employees working for businesses.

Public accounting: Offering audit, tax, and accounting services to others.

ETHICS AND ACCOUNTING

Fraud triangle: Factors that push a person to commit fraud.

- **Opportunity:** Must be able to commit fraud with a low risk of getting caught.
- **Pressure,** or incentive: Must feel pressure or have incentive to commit fraud.
- **Rationalization,** or attitude: Justifies fraud or does not see its criminal nature.

Common business entities:

	Sole Proprietorship	Partnership
Number of owners	1 owner; easy to set up.	2 or more, called <i>partners</i> ; easy to set up.
Business taxation	No additional business income tax.	No additional business income tax.
Owner liability	Unlimited liability. Owner is personally liable for proprietorship debts.	Unlimited liability. Partners are jointly liable for partnership debts.
Legal entity	Not a separate legal entity.	Not a separate legal entity.
Business life	Business ends with owner death or choice.	Business ends with a partner death or choice.

	Corporation	Limited Liability Company (LLC)
Number of owners	1 or more, called <i>stockholders</i> ; can get many investors by selling <i>stock</i> or <i>shares</i> of corporate ownership.	1 or more, called <i>members</i> .
Business taxation	Additional corporate income tax.	No additional business income tax.
Owner liability	Limited liability. Owners, called <i>stockholders</i> (or <i>shareholders</i>), are not liable for corporate acts and debts.	Limited liability. Owners, called <i>members</i> , are not personally liable for LLC debts.
Legal entity	A separate entity with the same rights and responsibilities as a person.	A separate entity with the same rights and responsibilities as a person.
Business life	Indefinite.	Indefinite.

SYSTEM OF ACCOUNTS

Assets: Resources a company owns or controls that are expected to yield future benefits.

Liabilities: Creditors' claims on assets. These are obligations to provide assets, products, or services to others.

Equity: Shareholders' claim on assets. It consists of:

+ Common Stock	Common stock reflects inflows of cash and other net assets from stockholders in exchange for stock.
— Dividends	Dividends are outflows of cash and other assets to stockholders that reduce equity.
+ Revenues	Revenues increase equity (via net income) from sales of products and services to customers; examples are sales of products, consulting services provided, facilities rented to others, and commissions from services.
— Expenses	Expenses decrease equity (via net income) from costs of providing products and services to customers; examples are costs of employee time, use of supplies, advertising, utilities, and insurance fees.

TRANSACTION ANALYSIS

Accounting equation: Applies to all transactions and events, to all companies and organizations, and to all points in time.

$$\text{Assets} = \text{Liabilities} + \text{Equity}$$

Summary of transactions:

Assets				=	Liabilities	+	Equity		
Cash	+ Accounts Receivable	+ Supplies	+ Equipment	=	Accounts Payable	+ Common Stock	- Dividends	+ Revenues	- Expenses
(1) \$30,000				=		\$30,000			
(2) - 2,500		+ \$2,500		=					
Bal. 27,500		+ 2,500		=		30,000			
(3) -26,000			+ \$26,000	=					
Bal. 1,500		+ 2,500	+ 26,000	=		30,000			
(4)		+ 7,100		=	+ \$7,100				
Bal. 1,500		+ 9,600	+ 26,000	=	7,100	+ 30,000			
(5) + 4,200								+ \$4,200	
Bal. 5,700		+ 9,600	+ 26,000	=	7,100	+ 30,000		+ 4,200	
(6) - 1,000									- \$1,000
Bal. 4,700		+ 9,600	+ 26,000	=	7,100	+ 30,000		+ 4,200	- 1,000
(7) - 700									- 700
Bal. 4,000		+ 9,600	+ 26,000	=	7,100	+ 30,000		+ 4,200	- 1,700
(8)	+ \$1,900							+ 1,600	
								+ 300	
Bal. 4,000	+ 1,900	+ 9,600	+ 26,000	=	7,100	+ 30,000		6,100	- 1,700
(9) + 1,900 - 1,900									
Bal. 5,900	+ 0	+ 9,600	+ 26,000	=	7,100	+ 30,000		+ 6,100	- 1,700
(10) - 900					- 900				
Bal. 5,000	+ 0	+ 9,600	+ 26,000	=	6,200	+ 30,000		+ 6,100	- 1,700
(11) - 200							- \$200		
Bal. \$ 4,800	+ \$ 0	+ \$ 9,600	+ \$ 26,000	=	\$ 6,200	+ \$ 30,000	- \$ 200	+ \$ 6,100	- \$ 1,700

Transaction 1: Investment by owner

Transaction 2: Purchase supplies for cash

Transaction 3: Purchase equipment for cash

Transaction 4: Purchase supplies on credit

Transaction 5: Provide services for cash

Transactions 6 and 7: Payment of expenses in cash

Transaction 8: Provide services and facilities for credit

Transaction 9: Receipt of cash from accounts receivable

Transaction 10: Payment of accounts payable

Transaction 11: Payment of cash dividends

FINANCIAL STATEMENTS

Financial Statement	Layout	Purpose
Income statement	Revenue - Expenses Net income	Describes a company's revenues and expenses and computes net income or loss over a period of time.
Statement of retained earnings	Beg. retained earnings + Net income - Dividends End. retained earnings	Explains changes in retained earnings from net income (or loss) and any dividends over a period of time.
Balance sheet	Assets = Liabilities + Equity	Describes a company's financial position (types and amounts of assets, liabilities, and equity) at a point in time.
Statement of cash flows	+/- Operating C.F. +/- Investing C.F. +/- Financing C.F. Change in cash	Identifies cash inflows (receipts) and cash outflows (payments) over a period of time.

← A list of key terms concludes each chapter (a complete glossary is also available)

Key Terms

Accounting (3)
Accounting equation (10)
Assets (9)
Audit (6)
Auditors (6)
Balance sheet (15)
Bookkeeping (3)
Business entity assumption (8)
Common stock (8, 10)
Conceptual framework (7)
Contributed capital (10)
Corporation (8)
Cost-benefit constraint (8)
Cost constraint (8)
Cost principle (7)
Dividends (10)
Dodd-Frank Wall Street Reform and Consumer Protection Act (6)
Double taxation (9)
Equity (9)
Ethics (6)
Events (11)
Expanded accounting equation (10)
Expense recognition principle (8)

Expenses (10)
External transactions (11)
External users (4)
Financial accounting (4)
Financial Accounting Standards Board (FASB) (7)
Full disclosure principle (8)
Generally accepted accounting principles (GAAP) (7)
Going-concern assumption (8)
Income statement (15)
Internal controls (6)
Internal transactions (11)
Internal users (4)
International Accounting Standards Board (IASB) (7)
International Financial Reporting Standards (IFRS) (7)
Liabilities (9)
Limited liability company (LLC) (8)
Managerial accounting (4)
Matching principle (8)
Measurement principle (7)
Members (8)

Monetary unit assumption (8)
Net income (15)
Net loss (15)
Owner investments (10)
Partnership (8)
Proprietorship (8)
Recordkeeping (3)
Retained earnings (10)
Return (21)
Return on assets (ROA) (18)
Revenue recognition principle (7)
Revenues (10)
Risk (21)
Sarbanes-Oxley Act (SOX) (6)
Securities and Exchange Commission (SEC) (7)
Shareholders (8)
Shares (8)
Sole proprietorship (8)
Statement of cash flows (15)
Statement of retained earnings (15)
Stock (8)
Stockholders (8)
Time period assumption (8)

Multiple Choice Quiz

- A building is offered for sale at \$500,000 but is currently assessed at \$400,000. The purchaser of the building believes the building is worth \$475,000, but ultimately purchases the building for \$450,000. The purchaser records the building at:
 - \$50,000.
 - \$400,000.
 - \$450,000.
 - \$475,000.
 - \$500,000.

2. On December 30 of the current year, **KPMG** signs a \$150,000 contract to provide accounting services to one of its clients in *the next year*. KPMG has a December 31 year-end. Which accounting principle or assumption requires KPMG to record the accounting services revenue from this client in *the next year* and not in the current year?
 - a. Business entity assumption
 - b. Revenue recognition principle
 - c. Monetary unit assumption
 - d. Cost principle
 - e. Going-concern assumption
3. If the assets of a company increase by \$100,000 during the year and its liabilities increase by \$35,000 during the same year, then the change in equity of the company during the year must have been:
 - a. An increase of \$135,000.
 - b. A decrease of \$135,000.
 - c. A decrease of \$65,000.
 - d. An increase of \$65,000.
 - e. An increase of \$100,000.
4. **Brunswick** borrows \$50,000 cash from Third National Bank. How does this transaction affect the accounting equation for Brunswick?
 - a. Assets increase by \$50,000; liabilities increase by \$50,000; no effect on equity.
 - b. Assets increase by \$50,000; no effect on liabilities; equity increases by \$50,000.
 - c. Assets increase by \$50,000; liabilities decrease by \$50,000; no effect on equity.
 - d. No effect on assets; liabilities increase by \$50,000; equity increases by \$50,000.
 - e. No effect on assets; liabilities increase by \$50,000; equity decreases by \$50,000.
5. **Geek Squad** performs services for a customer and bills the customer for \$500. How would Geek Squad record this transaction?
 - a. Accounts receivable increase by \$500; revenues increase by \$500.
 - b. Cash increases by \$500; revenues increase by \$500.
 - c. Accounts receivable increase by \$500; revenues decrease by \$500.
 - d. Accounts receivable increase by \$500; accounts payable increase by \$500.
 - e. Accounts payable increase by \$500; revenues increase by \$500.

ANSWERS TO MULTIPLE CHOICE QUIZ

1. c; \$450,000 is the actual cost incurred.
2. b; revenue is recorded when services are provided.
3. d;

Assets	=	Liabilities	+	Equity
+\$100,000	=	+\$35,000	+	?





$$\text{Change in equity} = \$100,000 - \$35,000 = \underline{\underline{\$65,000}}$$






4. a
5. a

A(B) *Superscript letter A or B denotes assignments based on Appendix 1A or 1B.*

 *Icon denotes assignments that involve decision making.*

Discussion Questions

1. What is the purpose of accounting in society?
2. Technology is increasingly used to process accounting data. Why then must we study and understand accounting?
3.  Identify four kinds of external users and describe how they use accounting information.
4.  What are at least three questions business owners and managers might be able to answer by looking at accounting information?
5. Identify three actual businesses that offer services and three actual businesses that offer products.
6.  Describe the internal role of accounting for organizations.
7. Identify three types of services typically offered by accounting professionals.
8.  What type of accounting information might be useful to the marketing managers of a business?
9. Why is accounting described as a service activity?
10. What are some accounting-related professions?
11. How do ethics rules affect auditors' choice of clients?
12. What work do tax accounting professionals perform in addition to preparing tax returns?
13. What does the concept of *objectivity* imply for information reported in financial statements?
14. A business reports its own office stationery on the balance sheet at its \$400 cost, although it cannot be sold for more than \$10 as scrap paper. Which accounting principle and/or assumption justifies this treatment?
15. Why is the revenue recognition principle needed? What does it demand?
16. Describe the four basic forms of business organization and their key attributes.
17. Define (a) *assets*, (b) *liabilities*, (c) *equity*, and (d) *net assets*.
18. What events or transactions change equity?
19. Identify the two main categories of accounting principles.
20. What do accountants mean by the term *revenue*?
21. Define *net income* and explain its computation.

22. Identify the four basic financial statements of a business.
23.  What information is reported in an income statement?
24. Give two examples of expenses a business might incur.
25. What is the purpose of the statement of retained earnings?
26.  What information is reported in a balance sheet?
27. The statement of cash flows reports on what major activities?
28.  Define and explain return on assets.
- 29^A  Define return and risk. Discuss the trade-off between them.
- 30^B Describe the three major business activities in organizations.
- 31^B Explain why investing (assets) and financing (liabilities and equity) totals are always equal.
32. Refer to **Google**'s financial statements in **GOOGLE** Appendix A near the end of the text. To what level of significance are dollar amounts rounded? What time period does its income statement cover?
33.  Access the SEC EDGAR database (**SEC.gov**) and retrieve **Apple**'s 2017 10-K (**APPLE** filed November 3, 2017). Identify its auditor. What responsibility does its independent auditor claim regarding Apple's financial statements?



Connect reproduces assignments online, in static or algorithmic mode, which allows instructors to monitor, promote, and assess student learning. It can be used for practice, homework, or exams

Quick Study exercises offer a brief check of key points

Choose the term or phrase below that best completes each statement.

- a. Accounting c. Recording e. Governmental g. Language of business
- b. Identifying d. Communicating f. Technology h. Recordkeeping (bookkeeping)
1. _____ reduces the time, effort, and cost of recordkeeping while improving clerical accuracy.
2. _____ requires that we input, measure, and log transactions and events.
3. _____ is the recording of transactions and events, either manually or electronically.

QUICK STUDY

QS 1-1

Understanding accounting
C1

Identify the following users as either external users (E) or internal users (I).

- _____ a. Customers _____ e. Managers _____ i. Controllers
- _____ b. Suppliers _____ f. District attorney _____ j. FBI and IRS
- _____ c. External auditors _____ g. Shareholders _____ k. Consumer group
- _____ d. Business press _____ h. Lenders _____ l. Directors

QS 1-2

Identifying accounting users
C2

The fraud triangle asserts that the following *three* factors must exist for a person to commit fraud.

- A.** Opportunity **B.** Pressure **C.** Rationalization

Identify the fraud risk factor (A, B, or C) in each of the following situations.

- _____ 1. The business has no cameras or security devices at its warehouse.
- _____ 2. Managers are expected to grow business or be fired.
- _____ 3. A worker sees other employees regularly take inventory for personal use.
- _____ 4. No one matches the cash in the register to receipts when shifts end.
- _____ 5. Officers are told to show rising income or risk layoffs.
- _____ 6. A worker feels that fellow employees are not honest.

QS 1-3

Identifying ethical risks
C3

 This icon highlights ethics-related assignments

Identify each of the following terms or phrases as an accounting (a) principle, (b) assumption, or (c) constraint.

- _____ 1. Full disclosure _____ 3. Going-concern
- _____ 2. Time period _____ 4. Revenue recognition

QS 1-4

Identifying principles, assumptions, and constraints
C4

Complete the following table with either a *yes* or *no* regarding the attributes of a proprietorship, partnership, corporation, and limited liability company (LLC).

QS 1-5

Identifying attributes of businesses
C4

Attribute Present	Proprietorship	Partnership	Corporation	LLC
1. Business taxed	_____	_____	_____	_____
2. Limited liability	_____	_____	_____	_____
3. Legal entity	_____	_____	_____	_____

QS 1-6

Identifying accounting principles and assumptions



Identify the letter for the principle or assumption from *A* through *F* in the blank space next to each numbered situation that it best explains or justifies.

- A.** General accounting principle
B. Measurement (cost) principle
C. Business entity assumption
D. Revenue recognition principle
E. Expense recognition (matching) principle
F. Going-concern assumption

- _____ 1. In December of this year, Chavez Landscaping received a customer's order and cash prepayment to install sod at a house that would not be ready for installation until March of *next year*. Chavez should record the revenue from the customer order in March of *next year*, not in December of this year.
- _____ 2. If \$51,000 cash is paid to buy land, the land is reported on the buyer's balance sheet at \$51,000.
- _____ 3. Mike Derr owns both Sailing Passions and Dockside Digs. In preparing financial statements for Dockside Digs, Mike makes sure that the expense transactions of Sailing Passions are kept separate from Dockside Digs's transactions and financial statements.

QS 1-7Applying the accounting equation **A1**

This icon highlights assignments that enhance decision-making skills

- a.** Total assets of Charter Company equal \$700,000 and its equity is \$420,000. What is the amount of its liabilities?
- b.** Total assets of Martin Marine equal \$500,000 and its liabilities and equity amounts are equal to each other. What is the amount of its liabilities? What is the amount of its equity?

QS 1-8

Applying the accounting equation

A1

1. Use the accounting equation to compute the missing financial statement amounts (*a*), (*b*), and (*c*).

	A	B	C	D
1	Company	Assets	= Liabilities	+ Equity
2	1	\$ 75,000	\$ (a)	\$ 40,000
3	2	(b)	25,000	70,000
4	3	85,000	20,000	(c)

2. Use the expanded accounting equation to compute the missing financial statement amounts (*a*) and (*b*).

	A	B	C	D	E	F	G
1	Company	Assets	Liabilities	Common Stock	Dividends	Revenues	Expenses
2							
3	1	\$ 40,000	\$ 16,000	\$ 20,000	\$ 0	(a)	\$ 8,000
4	2	\$ 80,000	\$ 32,000	\$ 44,000	(b)	\$ 24,000	\$ 18,000

QS 1-9

Identifying and computing assets, liabilities, and equity

**GOOGLE**

Use **Google's** December 31, 2017, financial statements, in Appendix A near the end of the text, to answer the following.

- a.** Identify the amounts (in \$ millions) of its 2017 (1) assets, (2) liabilities, and (3) equity.
- b.** Using amounts from part *a*, verify that Assets = Liabilities + Equity.

QS 1-10

Identifying effects of transactions using accounting equation—Revenues and Expenses

P1

Create the following table similar to the one in Exhibit 1.9.

Assets			=	Liabilities		+	Equity				
Cash	+	Accounts Receivable	=	Accounts Payable	+	Common Stock	–	Dividends	+	Revenues	– Expenses

Then use additions and subtractions to show the dollar effects of each transaction on individual items of the accounting equation (identify each revenue and expense type, such as commissions revenue or rent expense).

- a.** The company completed consulting work for a client and immediately collected \$5,500 cash earned.
- b.** The company completed commission work for a client and sent a bill for \$4,000 to be received within 30 days.
- c.** The company paid an assistant \$1,400 cash as wages for the period.
- d.** The company collected \$1,000 cash as a partial payment for the amount owed by the client in transaction *b*.
- e.** The company paid \$700 cash for this period's cleaning services.

Create the following table similar to the one in Exhibit 1.9.

Assets					=	Liabilities	+	Equity								
Cash	+	Supplies	+	Equipment	+	Land	=	Accounts Payable	+	Common Stock	-	Dividends	+	Revenues	-	Expenses

Then use additions and subtractions to show the dollar effects of each transaction on individual items of the accounting equation.

- The owner invested \$15,000 cash in the company in exchange for its common stock.
- The company purchased supplies for \$500 cash.
- The owner invested \$10,000 of equipment in the company in exchange for more common stock.
- The company purchased \$200 of additional supplies on credit.
- The company purchased land for \$9,000 cash.

QS 1-11

Identifying effects of transactions using accounting equation—Assets and Liabilities

P1

Indicate in which financial statement each item would most likely appear: income statement (I), balance sheet (B), or statement of cash flows (CF).

- | | |
|---|---|
| _____ a. Assets | _____ e. Liabilities |
| _____ b. Cash from operating activities | _____ f. Net decrease (or increase) in cash |
| _____ c. Equipment | _____ g. Revenues |
| _____ d. Expenses | _____ h. Total liabilities and equity |

QS 1-12

Identifying items with financial statements

P2

Classify each of the following items as revenues (R), expenses (EX), or dividends (D).

- | | | |
|--------------------------|-------------------------|-----------------------------|
| _____ 1. Cost of sales | _____ 4. Cash dividends | _____ 7. Insurance expense |
| _____ 2. Service revenue | _____ 5. Rent expense | _____ 8. Consulting revenue |
| _____ 3. Wages expense | _____ 6. Rental revenue | |

QS 1-13

Identifying income and equity accounts

P2

Classify each of the following items as assets (A), liabilities (L), or equity (EQ).

- | | | |
|-----------------------|---------------------------|------------------------------|
| _____ 1. Land | _____ 3. Equipment | _____ 5. Accounts receivable |
| _____ 2. Common stock | _____ 4. Accounts payable | _____ 6. Supplies |

QS 1-14

Identifying assets, liabilities, and equity

P2

On December 31, Hawkin's records show the following accounts. Use this information to prepare a December income statement for Hawkin.

Equipment	\$3,000	Accounts receivable	\$ 600	Wages expense	\$8,000
Cash	2,400	Services revenue	16,000	Utilities expense	700
Rent expense	1,500	Accounts payable	6,000		

QS 1-15

Preparing an income statement

P2

In a recent year's financial statements, **Home Depot** reported the following results. Compute and interpret Home Depot's return on assets (assume competitors average an 11.0% return on assets).

Sales	\$95 billion	Net income	\$8 billion	Average total assets	\$42 billion
-------------	--------------	------------------	-------------	----------------------------	--------------

QS 1-16

Computing and interpreting return on assets

A2

Use **Samsung**'s December 31, 2017, financial statements in Appendix A near the end of the text to answer the following.

- Identify the amounts (in millions of Korean won) of Samsung's 2017 (1) assets, (2) liabilities, and (3) equity.
- Using amounts from part a, verify that Assets = Liabilities + Equity.

QS 1-17

Identifying and computing assets, liabilities, and equity

A1**Samsung**

Most **Exercises** and **Quick Study** assignments are supported with **Guided Examples** ("Hints") in Connect using different numbers; an instructor can choose whether to make them available to students



EXERCISES

Exercise 1-1

Classifying activities reflected in the accounting system **C1**

Classify the following activities as part of the identifying (I), recording (R), or communicating (C) aspects of accounting.

- | | |
|--|---|
| _____ 1. Analyzing and interpreting reports. | _____ 5. Preparing financial statements. |
| _____ 2. Presenting financial information. | _____ 6. Acquiring knowledge of revenue transactions. |
| _____ 3. Keeping a log of service costs. | _____ 7. Observing transactions and events. |
| _____ 4. Measuring the costs of a product. | _____ 8. Registering cash sales of products sold. |

Exercise 1-2

Identifying accounting users and uses

C2

Part A. Identify the following questions as most likely to be asked by an internal (I) or an external (E) user of accounting information.

- _____ 1. Which inventory items are out of stock?
 _____ 2. Should we make a five-year loan to that business?
 _____ 3. What are the costs of our product's ingredients?
 _____ 4. Should we buy, hold, or sell a company's stock?
 _____ 5. Should we spend additional money for redesign of our product?
 _____ 6. Which firm reports the highest sales and income?
 _____ 7. What are the costs of our service to customers?

Part B. Identify the following users as either an internal (I) or an external (E) user.

- | | |
|---|--------------------------------|
| _____ 1. Research and development executive | _____ 5. Distribution manager |
| _____ 2. Human resources executive | _____ 6. Creditor |
| _____ 3. Politician | _____ 7. Production supervisor |
| _____ 4. Shareholder | _____ 8. Purchasing manager |

Exercise 1-3

Describing accounting responsibilities

C2

Many accounting professionals work in one of the following three areas.

A. Financial accounting **B.** Managerial accounting **C.** Tax accounting

Identify the area of accounting that is most involved in each of the following responsibilities.

- | | |
|----------------------------|--|
| _____ 1. Internal auditing | _____ 5. Enforcing tax laws |
| _____ 2. External auditing | _____ 6. Planning transactions to minimize taxes |
| _____ 3. Cost accounting | _____ 7. Preparing external financial statements |
| _____ 4. Budgeting | _____ 8. Analyzing external financial reports |

Exercise 1-4

Learning the language of business

C1 C2 C3

Match each of the numbered descriptions 1 through 5 with the term or phrase it best reflects. Indicate your answer by writing the letter A through H for the term or phrase in the blank provided.

A. Audit **C.** Ethics **E.** SEC **G.** Net income
B. GAAP **D.** FASB **F.** Public accountants **H.** IASB

- _____ 1. An assessment of whether financial statements follow GAAP.
 _____ 2. Amount a business earns in excess of all expenses and costs associated with its sales and revenues.
 _____ 3. A group that sets accounting principles in the United States.
 _____ 4. Accounting professionals who provide services to many clients.
 _____ 5. Principles that determine whether an action is right or wrong.

Exercise 1-5

Identifying ethical terminology

C3

Match each of the numbered descriptions 1 through 7 with the term or phrase it best reflects. Indicate your answer by writing the letter A through G for the term or phrase in the blank provided.

A. Ethics **D.** Internal controls **F.** Audit
B. Fraud triangle **E.** Sarbanes-Oxley Act **G.** Dodd-Frank Act
C. Prevention

- _____ 1. Requires the SEC to pay whistleblowers.
 _____ 2. Examines whether financial statements are prepared using GAAP; it does not ensure absolute accuracy of the statements.

- _____ 3. Requires documentation and verification of internal controls and increases emphasis on internal control effectiveness.
- _____ 4. Procedures set up to protect company property and equipment, ensure reliable accounting, promote efficiency, and encourage adherence to policies.
- _____ 5. A less expensive and more effective means to stop fraud.
- _____ 6. Three factors push a person to commit fraud: opportunity, pressure, and rationalization.
- _____ 7. Beliefs that distinguish right from wrong.

The following describe several different business organizations. Determine whether each description best refers to a sole proprietorship (SP), partnership (P), corporation (C), or limited liability company (LLC).

- _____ a. Micah and Nancy own Financial Services, which pays a business income tax. Micah and Nancy do not have personal responsibility for the debts of Financial Services.
- _____ b. Riley and Kay own Speedy Packages, a courier service. Both are personally liable for the debts of the business.
- _____ c. IBC Services does not have separate legal existence apart from the one person who owns it.
- _____ d. Trent Company is owned by Trent Malone, who is personally liable for the company's debts.
- _____ e. Ownership of Zander Company is divided into 1,000 shares of stock. The company pays a business income tax.
- _____ f. Physio Products does not pay income taxes and has one owner. The owner has unlimited liability for business debt.
- _____ g. AJ Company pays a business income tax and has two owners.
- _____ h. Jeffy Auto is a separate legal entity from its owner, but it does not pay a business income tax.

Exercise 1-6

Distinguishing business organizations

C4

Enter the letter A through H for the principle or assumption in the blank space next to each numbered description that it best reflects.

- | | |
|---|--|
| A. General accounting principle | E. Specific accounting principle |
| B. Measurement (cost) principle | F. Expense recognition (matching) principle |
| C. Business entity assumption | G. Going-concern assumption |
| D. Revenue recognition principle | H. Full disclosure principle |

- _____ 1. A company reports details behind financial statements that would impact users' decisions.
- _____ 2. Financial statements reflect the assumption that the business continues operating.
- _____ 3. A company records the expenses incurred to generate the revenues reported.
- _____ 4. Concepts, assumptions, and guidelines for preparing financial statements.
- _____ 5. Each business is accounted for separately from its owner or owners.
- _____ 6. Revenue is recorded when products and services are delivered.
- _____ 7. Detailed rules used in reporting events and transactions.
- _____ 8. Information is based on actual costs incurred in transactions.

Exercise 1-7

Identifying accounting principles and assumptions

C4

Determine the missing amount from each of the separate situations a, b, and c below.

	A		B		C
1	Assets	=	Liabilities	+	Equity
2	\$ (a)		\$ 20,000		\$ 45,000
3	100,000		34,000		(b)
4	154,000		(c)		40,000

Exercise 1-8

Using the accounting equation

A1

Answer the following questions. *Hint:* Use the accounting equation.

- a. At the beginning of the year, Addison Company's assets are \$300,000 and its equity is \$100,000. During the year, assets increase \$80,000 and liabilities increase \$50,000. What is the equity at year-end?
- b. Office Store Co. has assets equal to \$123,000 and liabilities equal to \$47,000 at year-end. What is the equity for Office Store Co. at year-end?
- c. At the beginning of the year, Quaker Company's liabilities equal \$70,000. During the year, assets increase by \$60,000, and at year-end assets equal \$190,000. Liabilities decrease \$5,000 during the year. What are the beginning and ending amounts of equity?

Exercise 1-9

Using the accounting equation

A1 

Check (c) Beg. equity, \$60,000

Exercise 1-10

Analysis using the accounting equation



Zen began a new consulting firm on January 5. Following is a financial summary, including balances, for each of the company's first five transactions (using the accounting equation form).

Assets								=	Liabilities	+	Equity		
Transaction	Cash	+	Accounts Receivable	+	Office Supplies	+	Office Furniture	=	Accounts Payable	+	Common Stock	+	Revenues
___ 1.	\$40,000	+	\$ 0	+	\$ 0	+	\$ 0	=	\$ 0	+	\$40,000	+	\$ 0
___ 2.	38,000	+	0	+	3,000	+	0	=	1,000	+	40,000	+	0
___ 3.	30,000	+	0	+	3,000	+	8,000	=	1,000	+	40,000	+	0
___ 4.	30,000	+	6,000	+	3,000	+	8,000	=	1,000	+	40,000	+	6,000
___ 5.	31,000	+	6,000	+	3,000	+	8,000	=	1,000	+	40,000	+	7,000

Identify the explanation from *a* through *j* below that best describes each transaction 1 through 5 above and enter it in the blank space in front of each numbered transaction.

- The company purchased office furniture for \$8,000 cash.
- The company received \$40,000 cash from a bank loan.
- The owner invested \$1,000 cash in the business in exchange for its common stock.
- The owner invested \$40,000 cash in the business in exchange for its common stock.
- The company purchased office supplies for \$3,000 by paying \$2,000 cash and putting \$1,000 on credit.
- The company billed a customer \$6,000 for services provided.
- The company purchased office furniture worth \$8,000 on credit.
- The company provided services for \$1,000 cash.
- The company sold office supplies for \$3,000 and received \$2,000 cash and \$1,000 on credit.
- The company provided services for \$6,000 cash.

Exercise 1-11

Identifying effects of transactions on the accounting equation



The following table shows the effects of transactions 1 through 5 on the assets, liabilities, and equity of Mulan's Boutique.

Assets								=	Liabilities	+	Equity		
	Cash	+	Accounts Receivable	+	Office Supplies	+	Land	=	Accounts Payable	+	Common Stock	+	Revenues
	\$ 21,000	+	\$ 0	+	\$3,000	+	\$19,000	=	\$ 0	+	\$43,000	+	\$ 0
___ 1.	- 4,000					+	4,000						
___ 2.				+	1,000				+1,000				
___ 3.		+	1,900									+	1,900
___ 4.	- 1,000								- 1,000				
___ 5.	+ 1,900	-	1,900										
	<u>\$ 17,900</u>	+	<u>\$ 0</u>	+	<u>\$4,000</u>	+	<u>\$23,000</u>	=	<u>\$ 0</u>	+	<u>\$43,000</u>	+	<u>\$1,900</u>

Identify the explanation from *a* through *j* below that best describes each transaction 1 through 5 and enter it in the blank space in front of each numbered transaction.

- The company purchased \$1,000 of office supplies on credit.
- The company collected \$1,900 cash from an account receivable.
- The company sold land for \$4,000 cash.
- The company paid \$1,000 cash in dividends to shareholders.
- The company purchased office supplies for \$1,000 cash.
- The company purchased land for \$4,000 cash.
- The company billed a client \$1,900 for services provided.
- The company paid \$1,000 cash toward an account payable.
- The owner invested \$1,900 cash in the business in exchange for its common stock.
- The company sold office supplies for \$1,900 on credit.